

Pegasus Business Update



Pegasus Business Update



Steve Power | Solutions Consultant



Agenda

- Opera 3 SQL Server Edition – An Update
- Pegasus Business Cloud
- Pegasus Web Xchange
 - Payroll Self Service / Timesheets
 - Mobile Sales
- Coffee Break
- Legislation
 - Making Tax Digital
 - Payroll Changes – 2019 / 2020
 - Reverse Charge VAT

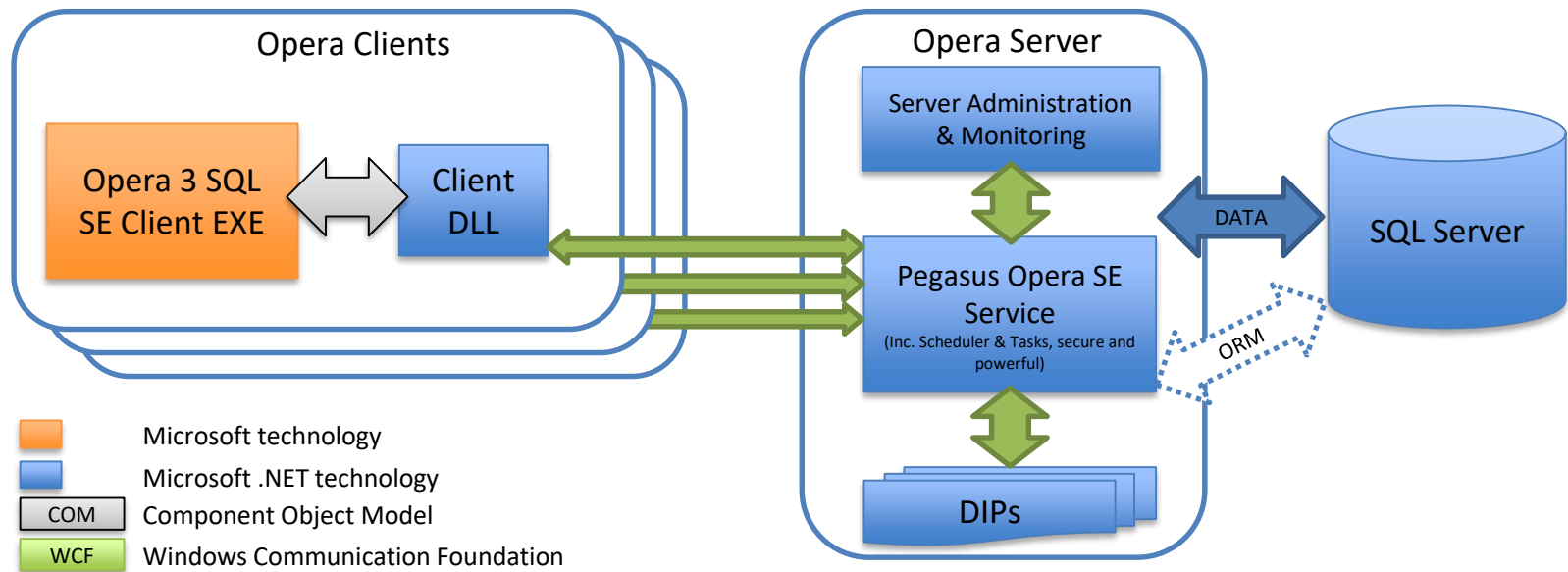
Opera 3 SQL Server Edition

- Introduction to Opera 3 SQL SE
 - Product design & architecture
 - Technical stack
 - Server Administration and Monitoring Tool (SAM)
 - Product demonstration
 - Functionality
 - Vision

Opera 3 SQL Server Edition

Client Server Model

The client-server model is a distributed application structure that allocates tasks and workload between the server and client computers



Opera 3 SQL Server Edition

- Other aspects of the design & architecture
 - Opera SE Service
 - Data Intensive Processes (DIPs)
 - Server Administration and Monitoring Tool (SAM)
 - Data Definition Generator
 - Third Party Development

Opera 3 SQL Server Edition

- Technical Stack



Opera 3 SQL Server Edition

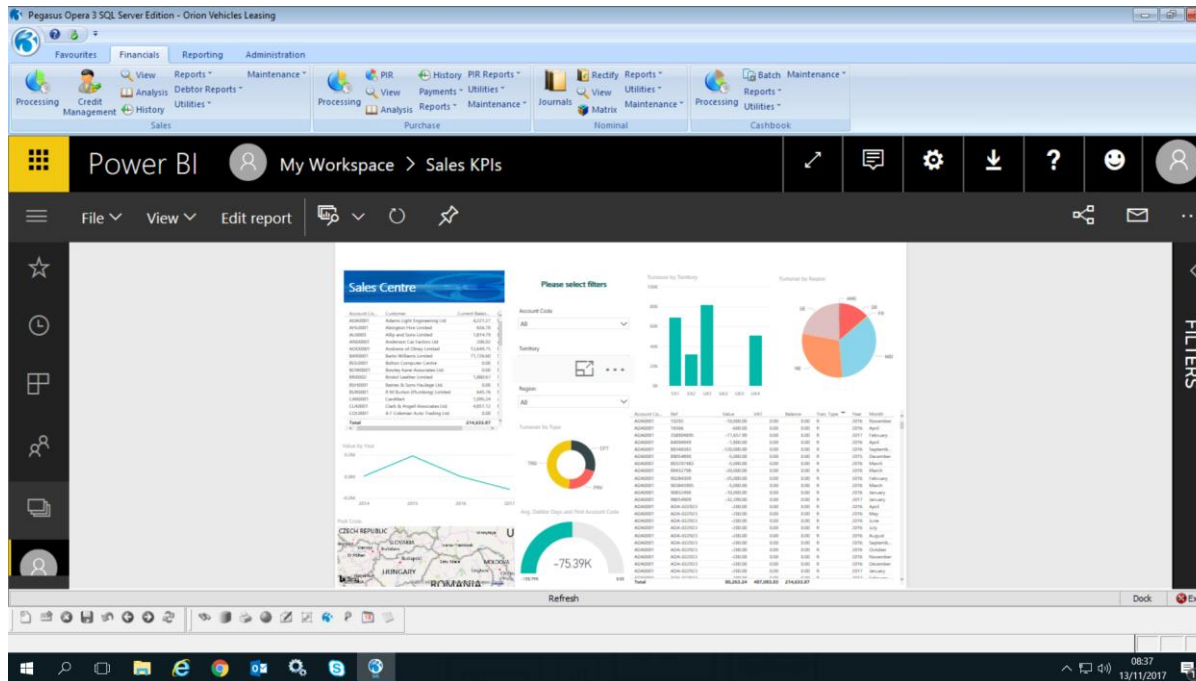
- Opera 3 SQL SE
 - Product Demonstration

Opera 3 SQL Server Edition

- The Vision
 - Microsoft Power BI Tools
 - Dashboard Data Views

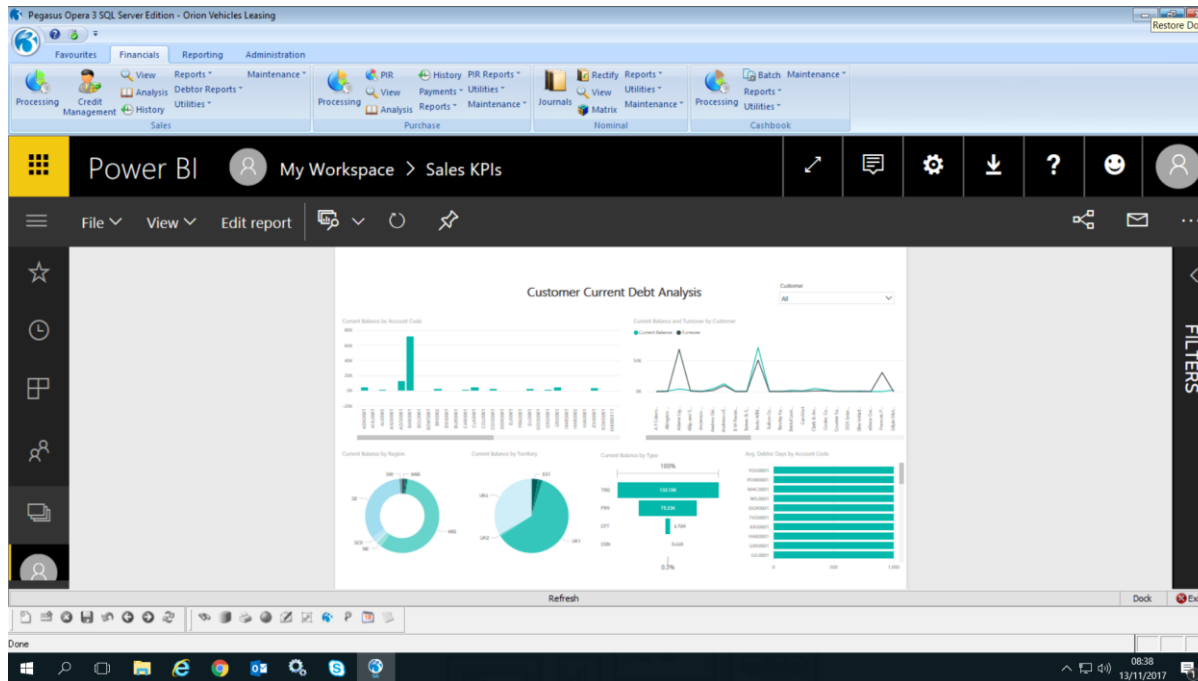
Opera 3 SQL Server Edition

- The Vision - Dashboards



Opera 3 SQL Server Edition

- The Vision - Dashboards



Opera 3 SQL Server Edition

- The Vision
 - Microsoft Power BI Tools
 - Dashboard Data Views
 - Enhanced Reporting

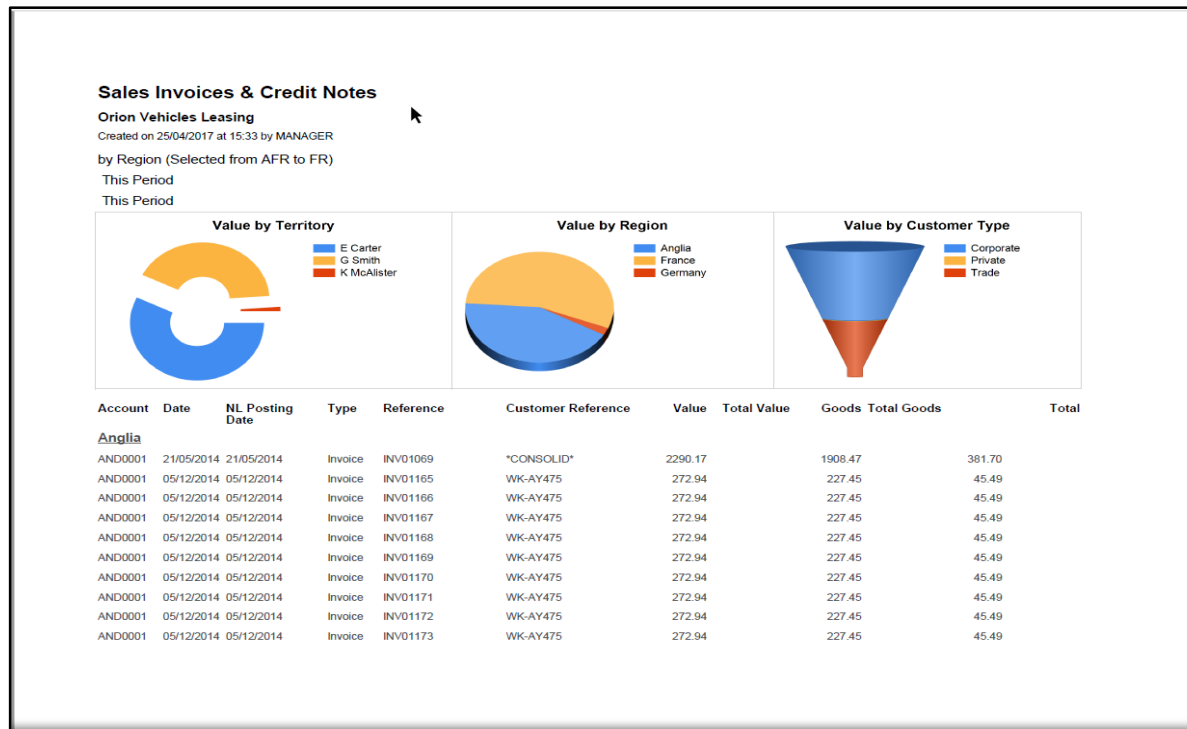
Opera 3 SQL Server Edition

- The Vision – Enhanced Reporting

Orion Vehicles Leasing				Sales Ledger Invoices & Credit Notes				
Created on 25/04/2017 at 13:53 by MANAGER								
Orion Vehicles Leasing				Invoices & Credit Notes To Date				Page 1
Account	Date	Type	Ref 1	Ref 2	Value	Goods	VAT Details	
ADA0001	14/04/2012	Invoice	INV00556		2259.66	2030.86	228.80 Adams Light Engineering Ltd	
AND0001	01/07/2012	Invoice	INV00559		141.00	117.50	23.50 Anderson Car Factors Ltd	
KDM0001	10/05/2012	Invoice	INV00578		14730.00	12275.00	2456.00 K D Martin	
MAC0001	12/05/2012	Invoice	INV00595		48.00	40.00	8.00 Macintosh Valves Ltd	
MAC0001	12/05/2012	Invoice	INV00596		186.00	155.00	31.00 Macintosh Valves Ltd	
MAC0001	14/05/2012	Invoice	INV00600		8262.00	6885.00	1377.00 Macintosh Valves Ltd	
ALI0005	20/05/2012	Invoice	INV00611		7205.80	7205.80	0.00 Allip and Sons Limited	
ELI0001	25/05/2012	Invoice	INV00621		240.00	200.00	40.00 Elite Vehicle Products	
YOU0001	29/05/2012	Invoice	INV00634		13200.00	11000.00	2200.00 Youngs (Edinburgh) Ltd	
TVO0001	04/06/2012	Invoice	INV00642		12761.34	12761.34	0.00 Tivoli Construction Ltd	
ADA0001	07/06/2012	Invoice	INV00648		1333.33	1111.11	222.22 Adams Light Engineering Ltd	
PRE0001	13/06/2012	Invoice	INV00654		3830.40	3192.00	638.40 Preston Computer Centre	
TOP0001	15/06/2012	Invoice	INV00655		968.00	805.00	161.00 Topcar Motors	
YOU0001	20/06/2012	Invoice	INV00663		40794.00	33995.00	6799.00 Youngs (Edinburgh) Ltd	
ADA0001	21/06/2012	Invoice	INV00664		26400.00	22000.00	4400.00 Adams Light Engineering Ltd	
ADA0001	01/07/2012	Invoice	INV00665		600.00	500.00	100.00 Adams Light Engineering Ltd	
ADA0001	23/06/2012	Invoice	INV00666		12.00	10.00	2.00 Adams Light Engineering Ltd	
ADA0001	01/07/2012	Cr. Note	CN000002	INV00665	-600.00	-500.00	-100.00 Adams Light Engineering Ltd	
ADA0001	22/06/2012	Invoice	INV00665		600.00	500.00	100.00 Adams Light Engineering Ltd	
BRID002	30/06/2012	Invoice	INV00668		10800.00	9000.00	1800.00 Bristol Leather Limited	
AND0001	01/07/2012	Cr. Note	INV00559	Cr>Note (Mispost)	-141.00	-117.50	-23.50 Anderson Car Factors Ltd	
ADA0001	28/07/2012	Invoice	INV00678		513.60	428.00	85.60 Adams Light Engineering Ltd	
ALI0005	28/07/2012	Invoice	INV00680		428.00	428.00	0.00 Allip and Sons Limited	
ADA0001	31/08/2012	Invoice	INV00681		240.00	200.00	40.00 Adams Light Engineering Ltd	
ADA0001	31/08/2012	Invoice	INV00682		13680.00	11400.00	2280.00 Adams Light Engineering Ltd	
YOU0001	28/08/2012	Invoice	INV00687		348978933	62000.00	12400.00 Youngs (Edinburgh) Ltd	
ADA0001	28/08/2012	Invoice	INV00688		513.60	428.00	85.60 Adams Light Engineering Ltd	
ALI0005	28/08/2012	Invoice	INV00690		428.00	428.00	0.00 Allip and Sons Limited	
ADA0001	28/08/2012	Invoice	INV00691		513.60	428.00	85.60 Adams Light Engineering Ltd	

Opera 3 SQL Server Edition

- The Vision – Enhanced Reporting



Opera 3 SQL Server Edition

- The Vision
 - Microsoft Power BI Tools
 - Dashboard Data Views
 - Enhanced Reporting
 - Third Party Development

Opera 3 SQL Server Edition

- To conclude
 - New client server / SQL based product
 - A new vision
 - Dashboards
 - Enhanced reporting
 - App deployments
 - Secure data access

Agenda

- Opera 3 SQL Server Edition – An Update
- Pegasus Business Cloud
- Pegasus Web Xchange
 - Payroll Self Service / Timesheets
 - Mobile Sales
- Coffee Break
- Legislation
 - Making Tax Digital
 - Payroll Changes – 2019 / 2020
 - Reverse Charge VAT

Pegasus Business Cloud

“Fully supported
cloud environment for
Opera 3”

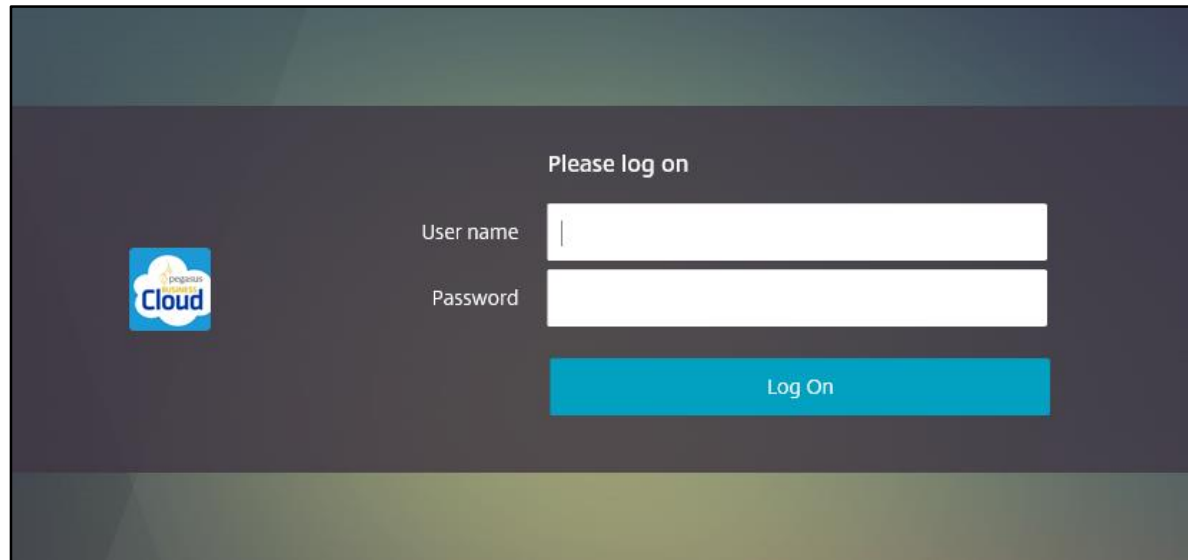


What is Pegasus Business Cloud?

- ✓ Introduction to Pegasus Business Cloud
- ✓ Login




What is Pegasus Business Cloud?



A screenshot of the Pegasus Business Cloud login interface. The page has a dark grey background. On the left side, there is a small Pegasus Business Cloud logo. In the center, the text "Please log on" is displayed above two white input fields. The first field is labeled "User name" and the second is labeled "Password". Below these fields is a blue button with the text "Log On".



What is Pegasus Business Cloud?



What is Pegasus Business Cloud?

- ✓ Introduction to Pegasus Business Cloud
- ✓ Login
- ✓ What do we get with the system?
 - ✓ 65 GB Disk Space / 20 GB Free (5 User)
 - ✓ 75 GB Disk Space / 30 GB Free (10 User)
 - ✓ 85 GB Disk Space / 40 GB Free (15 User)
 - ✓ 95 GB Disk Space / 50 GB Free (20 User)

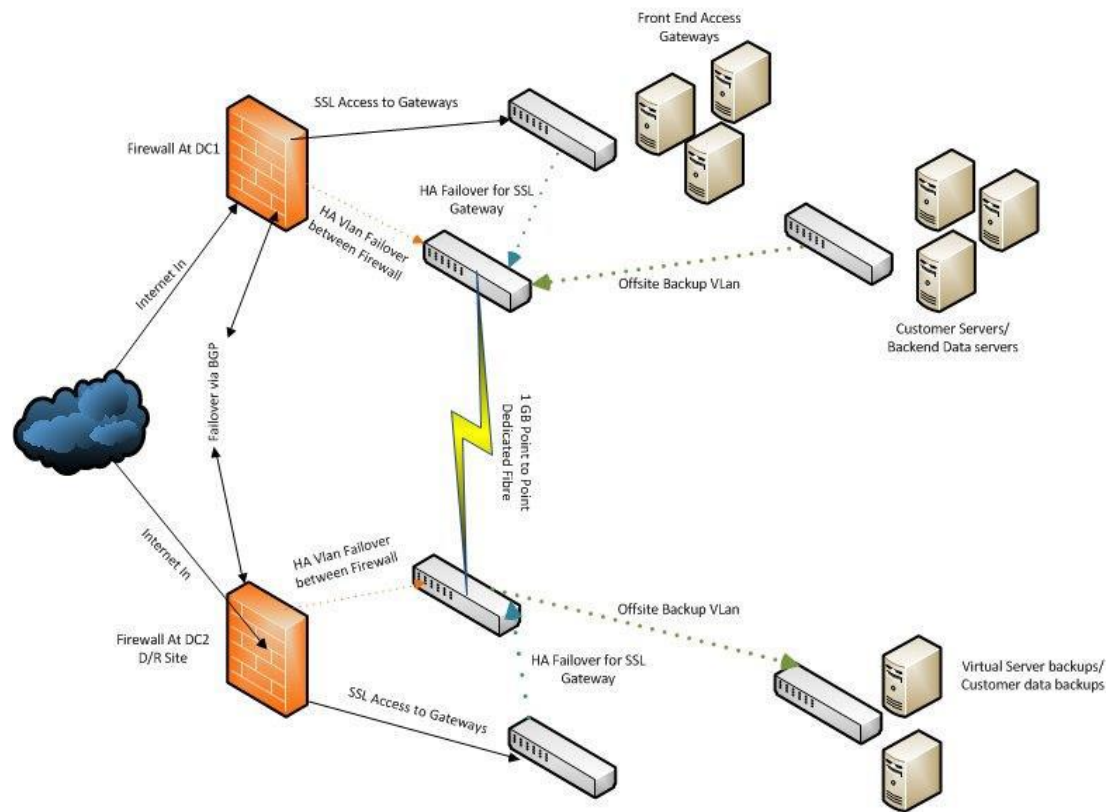


What is Pegasus Business Cloud?

- ✓ Introduction to Pegasus Business Cloud
- ✓ Login
- ✓ What do we get with the system?
 - ✓ 5 GB RAM / SQL Server 2014 / MS Office 2016
- ✓ Security
 - ✓ Juniper Networks SRX Series Service Gateways
 - ✓ 2 Data Centres / SSL/TLS Technology



What is Pegasus Business Cloud?



What is Pegasus Business Cloud?



99.93%

Average historical uptime

What is Pegasus Business Cloud?



Backup

Recovery

Demonstration



What are the customer benefits?

- ✓ No upfront software or recurring AMC costs
- ✓ No new computer infrastructure
- ✓ No dedicated IT trained staff
 - ✓ Anti-virus & spam filters up-to-date
 - ✓ Backup & security
 - ✓ Improved availability
- ✓ Available 24 / 7
- ✓ Improved Cash flow

Hosting – what are the costs

- ✓ Opera II customer with 5 users / 8 modules
 - ✓ £116.71 per user / per month
- ✓ This includes
 - ✓ Opera 3
 - ✓ AMC
 - ✓ Hosting
 - ✓ MS Office 2016 user
- ✓ No upfront costs, just a monthly payment to use

Test Drive

The screenshot shows the Pegasus website homepage. At the top, there is a dark navigation bar with links for 'Special Offers' and 'NEW Blog', along with social media icons for RSS, Google+, Facebook, Twitter, and LinkedIn, and a search bar. Below this is a blue header with the Pegasus logo and a main navigation menu including 'Software', 'Industries', 'Partners', 'About Us', 'Media', 'Events', 'Shop', and 'Contact Us'. The main content area features a large blue banner with a car wheel on the left. The banner text reads: 'Test drive Opera 3 on Pegasus Business Cloud'. Below this, it says 'Try it now with a **three month free trial** to steer your business into the fast lane'. The Pegasus logo is in the bottom left of the banner, and the Pegasus Business Cloud logo is in the bottom right. Navigation arrows are visible at the bottom right of the banner.

Conclusion

✓ Further information



pegasus.co.uk



Conclusion

✓ Further information



Pegasus Business Cloud

By moving to Pegasus Business Cloud, you can access a complete business solution online, at the office or on mobile devices, anytime, anywhere.

[Watch our introductory animation](#)



pegasus.co.uk

Agenda

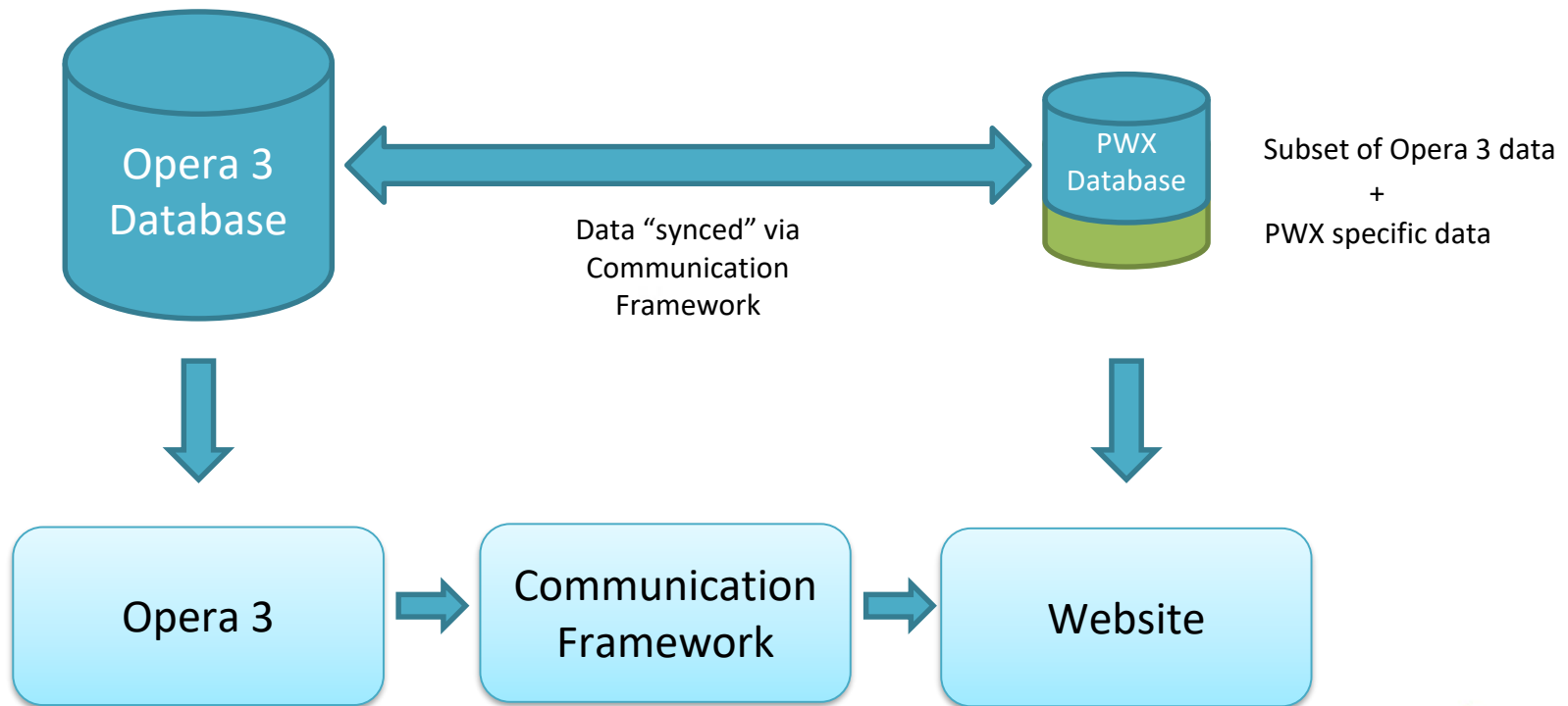
- Opera 3 SQL Server Edition – An Update
- Pegasus Business Cloud
- Pegasus Web Xchange
 - Payroll Self Service / Timesheets
 - Mobile Sales
- Coffee Break
- Legislation
 - Making Tax Digital
 - Payroll Changes – 2019 / 2020
 - Reverse Charge VAT

Pegasus Web Xchange



Pegasus Web Xchange

Pegasus Web Xchange – Overview



Pegasus Web Xchange



Help

Pegasus Web Xchange

User name
wendyturme| x

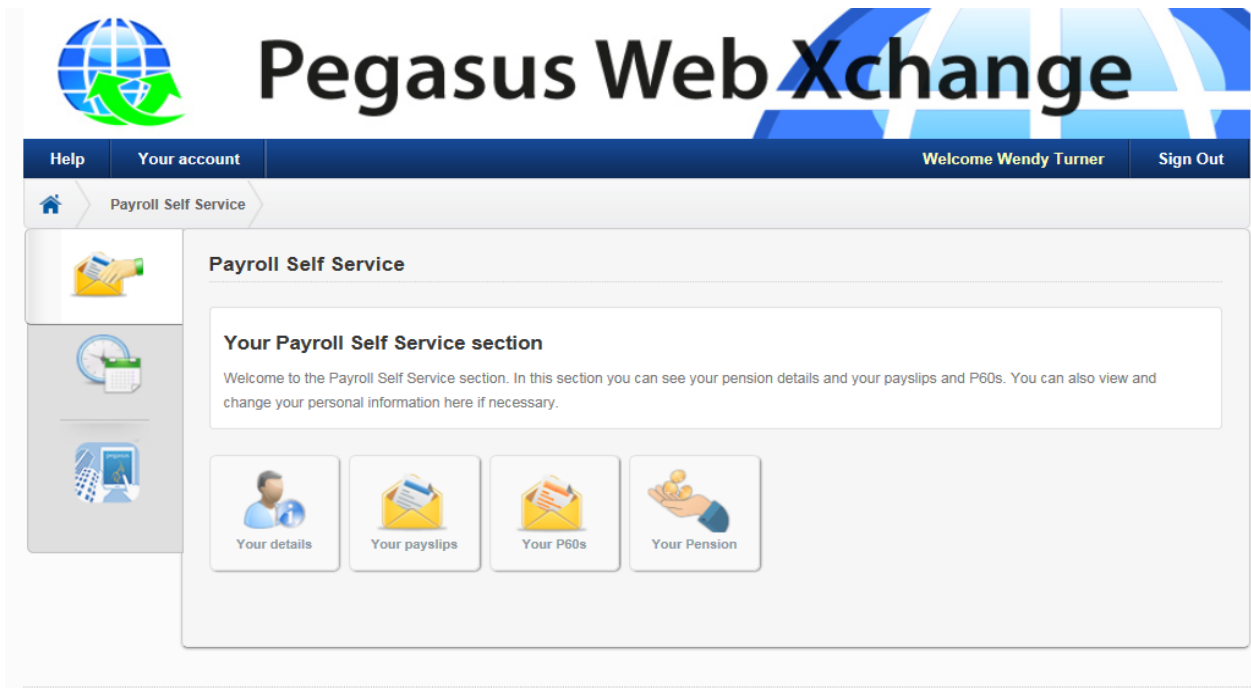
Password
.....

Sign in

[Forgotten password?](#)



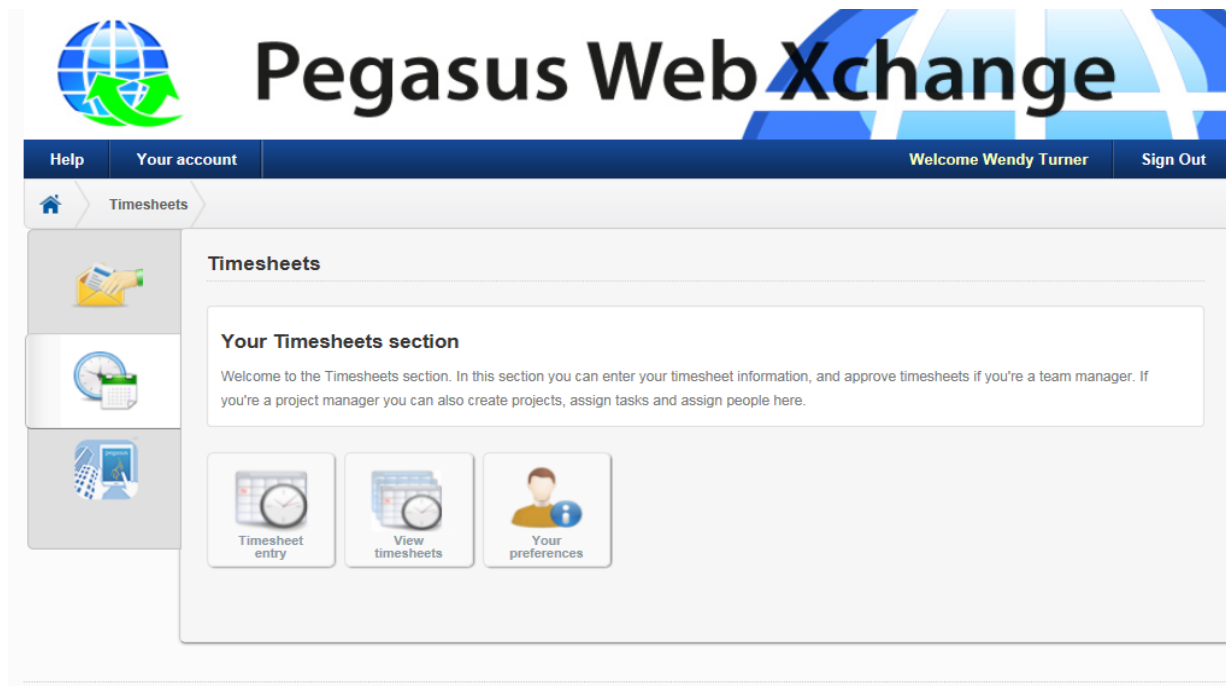
Pegasus Web Xchange



The screenshot displays the Pegasus Web Xchange interface. At the top left is a logo featuring a globe with two green arrows pointing upwards. The main header reads "Pegasus Web Xchange". Below this is a navigation bar with "Help" and "Your account" on the left, and "Welcome Wendy Turner" and "Sign Out" on the right. A secondary navigation bar shows a home icon and "Payroll Self Service". The main content area is titled "Payroll Self Service" and includes a welcome message: "Welcome to the Payroll Self Service section. In this section you can see your pension details and your payslips and P60s. You can also view and change your personal information here if necessary." Below the message are four icons: "Your details" (person with globe), "Your payslips" (envelope with document), "Your P60s" (envelope with document), and "Your Pension" (hand holding coins).



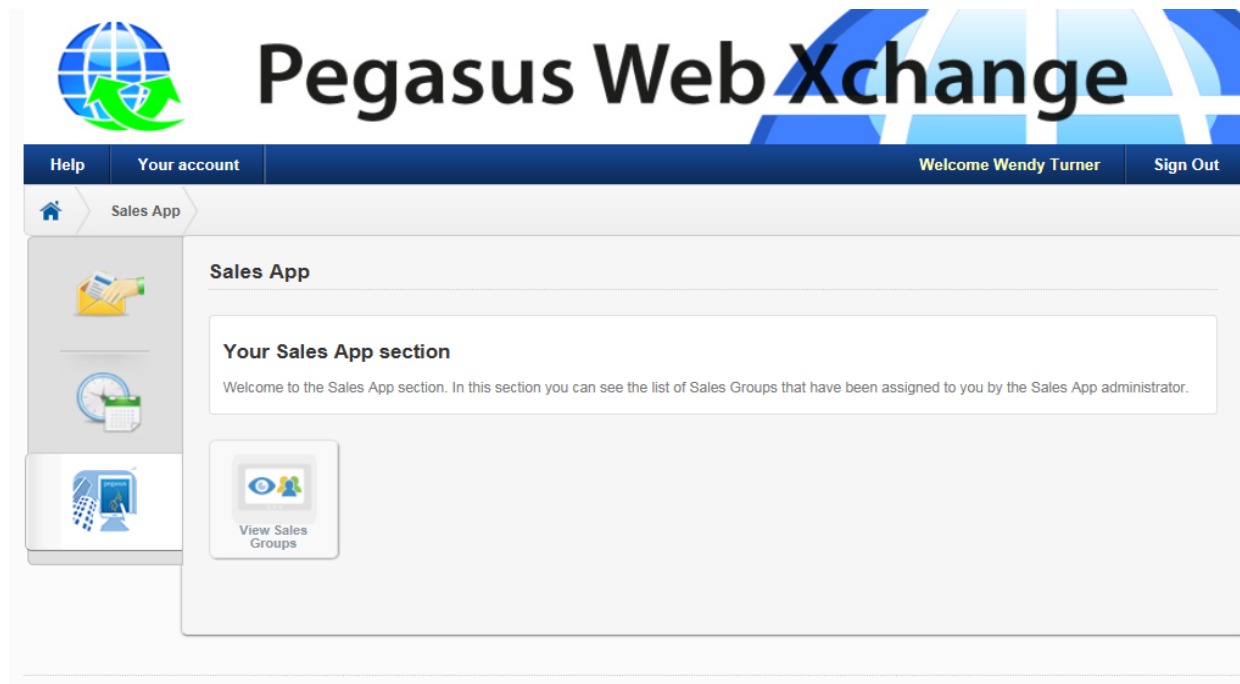
Pegasus Web Xchange



The screenshot displays the Pegasus Web Xchange user interface. At the top left is a logo featuring a globe with two green arrows. The main header reads "Pegasus Web Xchange". A dark blue navigation bar contains "Help", "Your account", "Welcome Wendy Turner", and "Sign Out". Below this is a breadcrumb trail: "Home > Timesheets". A left-hand sidebar contains three icons: a folder, a clock/calendar, and a mobile phone. The main content area is titled "Timesheets" and includes a sub-section "Your Timesheets section" with a welcome message: "Welcome to the Timesheets section. In this section you can enter your timesheet information, and approve timesheets if you're a team manager. If you're a project manager you can also create projects, assign tasks and assign people here." Below the text are three buttons: "Timesheet entry", "View timesheets", and "Your preferences".



Pegasus Web Xchange



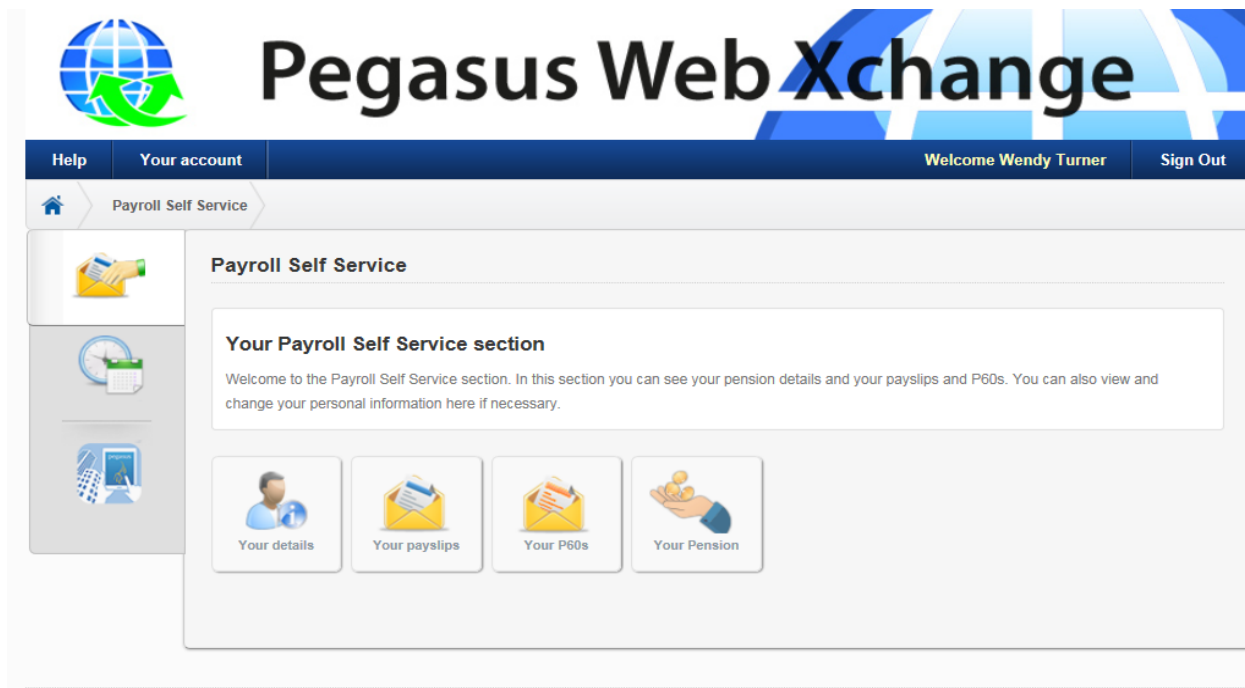
The screenshot displays the Pegasus Web Xchange user interface. At the top left is a logo featuring a globe with two green arrows curving upwards. To its right, the text "Pegasus Web Xchange" is prominently displayed. Below the logo and title is a dark blue navigation bar containing the following elements from left to right: "Help", "Your account", "Welcome Wendy Turner", and "Sign Out".

Below the navigation bar is a breadcrumb trail starting with a home icon and the text "Sales App". The main content area is titled "Sales App" and contains a section titled "Your Sales App section". This section includes a welcome message: "Welcome to the Sales App section. In this section you can see the list of Sales Groups that have been assigned to you by the Sales App administrator." Below the text is a button labeled "View Sales Groups" with an icon of a computer monitor and three people.

On the left side of the main content area, there is a vertical sidebar with three icons: a folder with a document, a clock with a calendar, and a computer monitor with a bar chart.




PWX – Payroll Self Service



The screenshot displays the Pegasus Web Xchange interface. At the top left is a logo featuring a globe with two green arrows pointing upwards. The main header reads "Pegasus Web Xchange". Below this is a navigation bar with "Help" and "Your account" on the left, and "Welcome Wendy Turner" and "Sign Out" on the right. A breadcrumb trail shows "Home" and "Payroll Self Service". The main content area is titled "Payroll Self Service" and includes a welcome message: "Welcome to the Payroll Self Service section. In this section you can see your pension details and your payslips and P60s. You can also view and change your personal information here if necessary." Below the message are four icons: "Your details" (person with magnifying glass), "Your payslips" (envelope with document), "Your P60s" (envelope with document), and "Your Pension" (hand holding coins).



PWX – Payroll Self Service



Pegasus Web Xchange


Help Your account Welcome Wendy Turner Sign Out

Payroll Self Service Your Details

Wendy Turner - Personal details

Your photo Your contacts Your education Your bank account Your company car Your diary

Personal details

Salutation	<input type="text" value="Miss"/>		
Forenames	<input type="text" value="Wendy"/>		
Surname	<input type="text" value="Turner"/>		
Date of birth	<input type="text" value="13"/> <input type="text" value="06"/> <input type="text" value="1978"/>		
Marital status	<input type="text" value="Single"/>		
Number of dependents	<input type="text" value="0"/>		
Locker number	<input type="text"/>	Address line 1	<input type="text" value="79 Grange Avenue"/>
Badge number	<input type="text" value="0025"/>	Address line 2	<input type="text" value="Kettering"/>
Email address	<input type="text"/>	Address line 3	<input type="text" value="Northants"/>
Home telephone	<input type="text" value="01536 919192"/>	Address line 4	<input type="text"/>
		Address line 5	<input type="text"/>



PWX – Payroll Self Service



Pegasus Web Xchange

[Help](#) |
 [Your account](#) |
 Welcome Wendy Turner |
 [Sign Out](#)

[Home](#) |
 [Payroll Self Service](#) |
 [Your Payslip](#)



Wendy Turner - Payslip

[Previous payslips](#)



EMPLOYEE			NUMBER	EMPLOYER				
Miss W Turner			2004	Orion Vehicles Leasing				
PAYMENTS			DEDUCTIONS			TO DATE		
	Value	Units	Rate	P.A.Y.E.		TAXABLE		
Basic	1468.50		0.0000	Nat. Ins.	200.80	TAX		15830.43
Expenses			0.0000		92.05	NAT. INS.		2209.20
Bonus			0.0000	EE5 GPP	29.37	Fund T.D.		1012.55
			0.0000			PENS CONT		323.07
			0.0000					323.07
			0.0000			N.I. Code	A	
			0.0000			PAY DATE	28/02/2016	
			0.0000			TAX PERIOD	Month 11	
			0.0000			TAX CODE	521L	
			0.0000			N.I. No.	NW598237B	
			0.0000			Paid By	BACS	
TOTAL	1468.50			TOTAL	322.22	NET PAY		1146.28

Miss W Turner
79 Grange Avenue
Kettering
Northants

Rounding
B/fwd 0.00 C/fwd 0.00


NET PAY 1146.28

PLEASE KEEP THIS PAY ADVICE IN A SAFE PLACE. IT MAY BE REQUIRED FOR THE PURPOSE OF A SELF ASSESSMENT ©

MESSAGE







PWX – Payroll Self Service



Pegasus Web Xchange

Help
Your account
Welcome Wendy Turner
Sign Out

Payroll Self Service
Your P60

Wendy Turner - P60

[Previous P60s](#)

This is a printed copy of an original P60 End of Year Tax Certificate

Tax year to 5 April 2015

To the employee:
Please keep this certificate in a safe place as you will need it if you have to fill in a tax return. You also need it to make a claim for tax credits or to renew your claim.

It also helps you check that your employer is using the correct National Insurance number and deducting the right rate of National Insurance contributions.

By law you are required to tell HM Revenue & Customs about any income that is not fully taxed, even if you are not sent a tax return.
HM Revenue & Customs

The figures marked * should be used for your tax return, if you get one

Employee's details

Surname:
 Forenames or initials:
 National Insurance number: Works/payroll number:

Pay and Income Tax details

	Pay		Tax deducted	
	£	p	£	p
In previous employment(s)	0.00		0.00	
In this employment	* 17269.56		2410.00	<small>if refund mark 'R'</small>
Total for year	17269.56		2410.00	


Final tax code:

National Insurance contributions in this employment

NIC letter	Earnings at the Lower Earnings Limit (LEL)	Earnings above the LEL, up to and including the	Earnings above the PT, up to and including the Upper	Earnings above the UAP, up to and including the Upper	Employee's contributions due on all earnings above the PT

Copyright © 2018 Pegasus Software is a trading name of Infor (United Kingdom) Ltd

PWX – Payroll Self Service



Pegasus Web Xchange

Help Your account Welcome Wendy Turner Sign Out

Payroll Self Service Your pension Contribution history

Contribution history

-- All years -- -- All pensions -- Filter

Contribution total

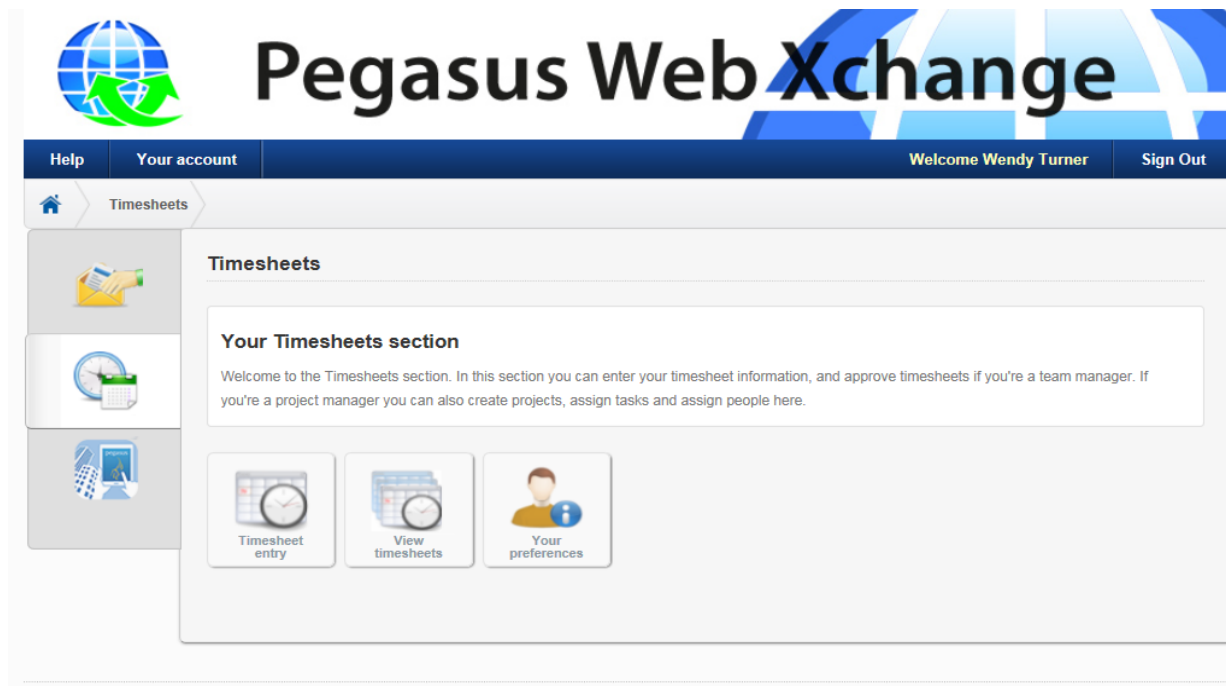
Range	Employee	Employer	Additional	Total
31/03/2014 to 28/02/2016	704.88	3524.40	0.00	4229.28

Contribution details

Date	Period	Pension	Employee	Employer	Additional	Total	Details
28/02/2016	11	GROUP PERSONAL PENSION	29.37	2% 146.85	10% 0.00	176.22	i
31/01/2016	10	GROUP PERSONAL PENSION	29.37	2% 146.85	10% 0.00	176.22	i
31/12/2015	09	GROUP PERSONAL PENSION	29.37	2% 146.85	10% 0.00	176.22	i
30/11/2015	08	GROUP PERSONAL PENSION	29.37	2% 146.85	10% 0.00	176.22	i
31/10/2015	07	GROUP PERSONAL PENSION	29.37	2% 146.85	10% 0.00	176.22	i
30/09/2015	06	GROUP PERSONAL PENSION	29.37	2% 146.85	10% 0.00	176.22	i




PWX – Timesheets



The screenshot displays the Pegasus Web Xchange interface. At the top left is a logo featuring a globe with two green arrows. The main header reads "Pegasus Web Xchange". Below this is a navigation bar with "Help", "Your account", "Welcome Wendy Turner", and "Sign Out". A breadcrumb trail shows "Home" and "Timesheets". The main content area is titled "Timesheets" and contains a section "Your Timesheets section" with a welcome message: "Welcome to the Timesheets section. In this section you can enter your timesheet information, and approve timesheets if you're a team manager. If you're a project manager you can also create projects, assign tasks and assign people here." Below the text are three buttons: "Timesheet entry", "View timesheets", and "Your preferences". A left-hand sidebar contains three icons: a folder, a calendar, and a mobile phone.



PWX – Timesheets



Pegasus Web Xchange

Help Your account Welcome Wendy Turner Sign Out

Timesheets View timesheets View

Timesheet details

Timesheet details

Submitter: Wendy Turner

Period: 04/05/2015 - 08/05/2015

Status: Pending manager approval

Activities (time displayed in hours and minutes (eg. 1:30))

Task/Shift	Mon 04/05	Tue 05/05	Wed 06/05	Thu 07/05	Fri 08/05	
Dev_Opera 3 v2.23 - Programming / Engineering <small>5DAYWEEK</small>	07:30	07:30	07:30	07:30	00:00	
Dev_Opera 3 v2.23 - Unit Testing <small>5DAYWEEK</small>	00:00	00:00	00:00	00:00	04:00	
Dev_Opera 3 v2.23 - Source Control <small>5DAYWEEK</small>	00:00	00:00	00:00	00:00	03:30	
Daily totals	07:30	07:30	07:30	07:30	07:30	
Timesheet total					37:30	



PWX – Mobile Sales App

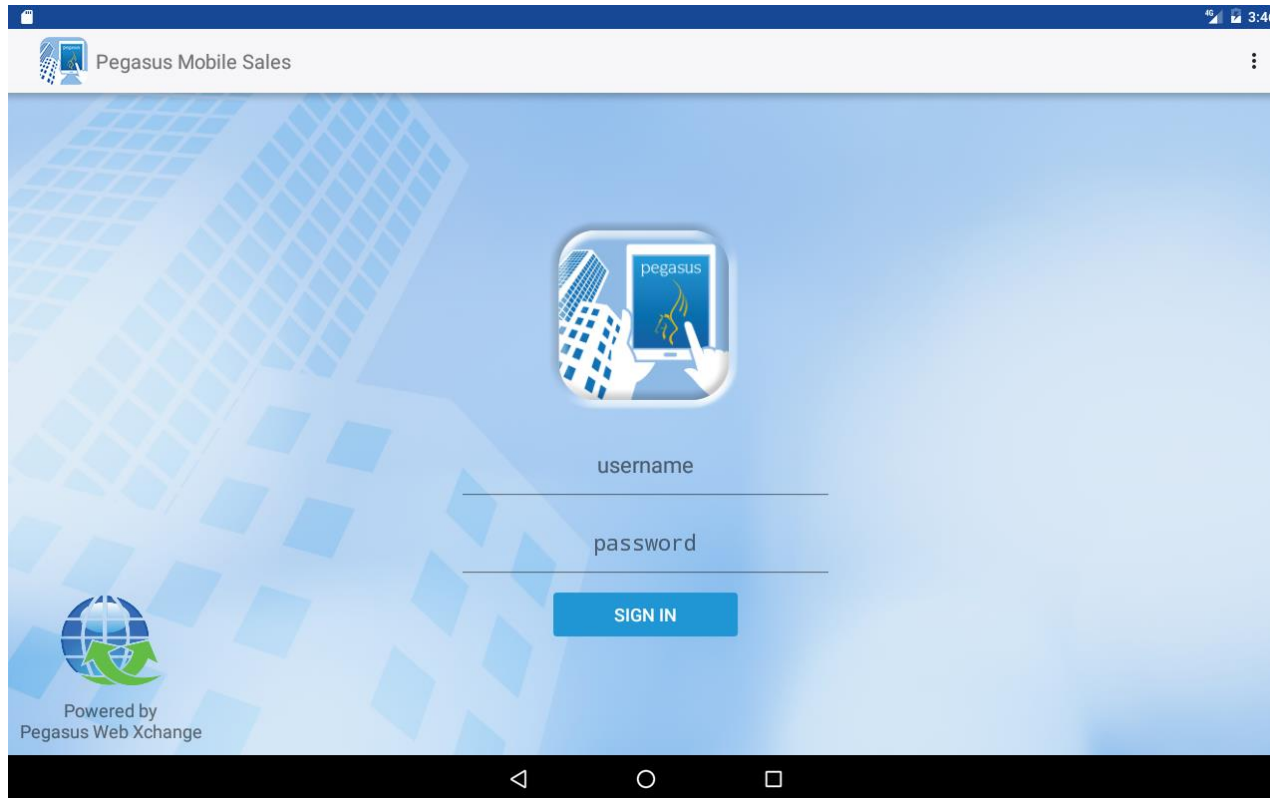


PWX – Mobile Sales App

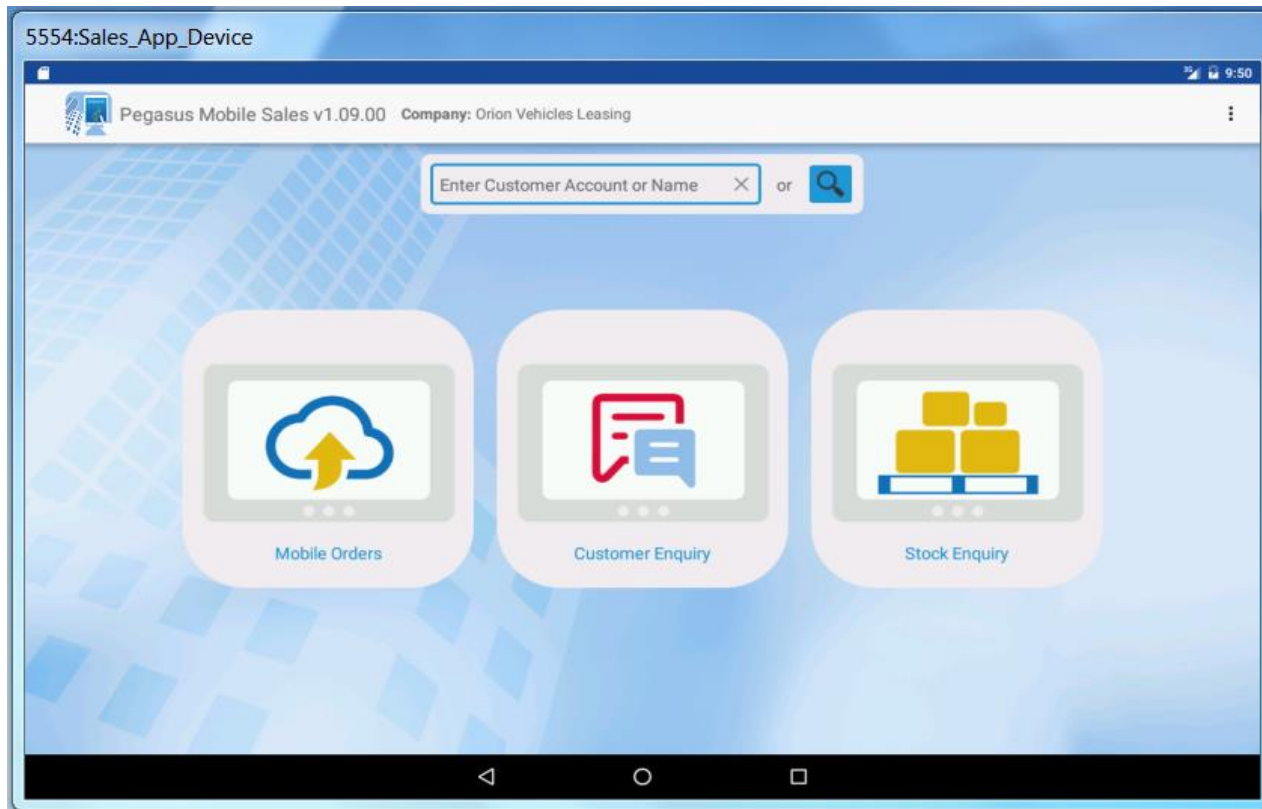
Teaser Video



PWX – Mobile Sales App



PWX – Mobile Sales App



PWX – Mobile Sales App

Pegasus Mobile Sales Company: Orion Vehicles Leasing

Customer Enquiry Showing 4 customers

ADA0001 Adams Light Engineering Ltd Close Road	Address Close Road Gosforth Industrial Park Gosforth Northumberland NC5 1WR
AHL0001 Abington Hire Limited Orion Way	
CAR0001 CarsMart 2A Trafalgar Way	Order Contact Gordon Smethwick
KDM0001 On Stop K D Martin 24 The Avenue	Order Email GS@adl.co.uk1
	Account Contact Mr J Miller
	Account Email john.miller@al-eng.co.uk
	Telephone Number 01662 678543
	Fax Number 01662 775510
	Website www.adamslight.co.uk
	Credit Limit 10000
	Reviewed On 01/06/2016
	Last Invoiced 01/10/2017
	Last Receipt 31/03/2014
	Due Date Options 0 days after invoice
	Current Balance 5,581.90
	Outstanding Invoices 6,095.50
	Overdue Invoices 6,095.50
	Turnover 195,722.22
	Price List -



PWX – Mobile Sales App

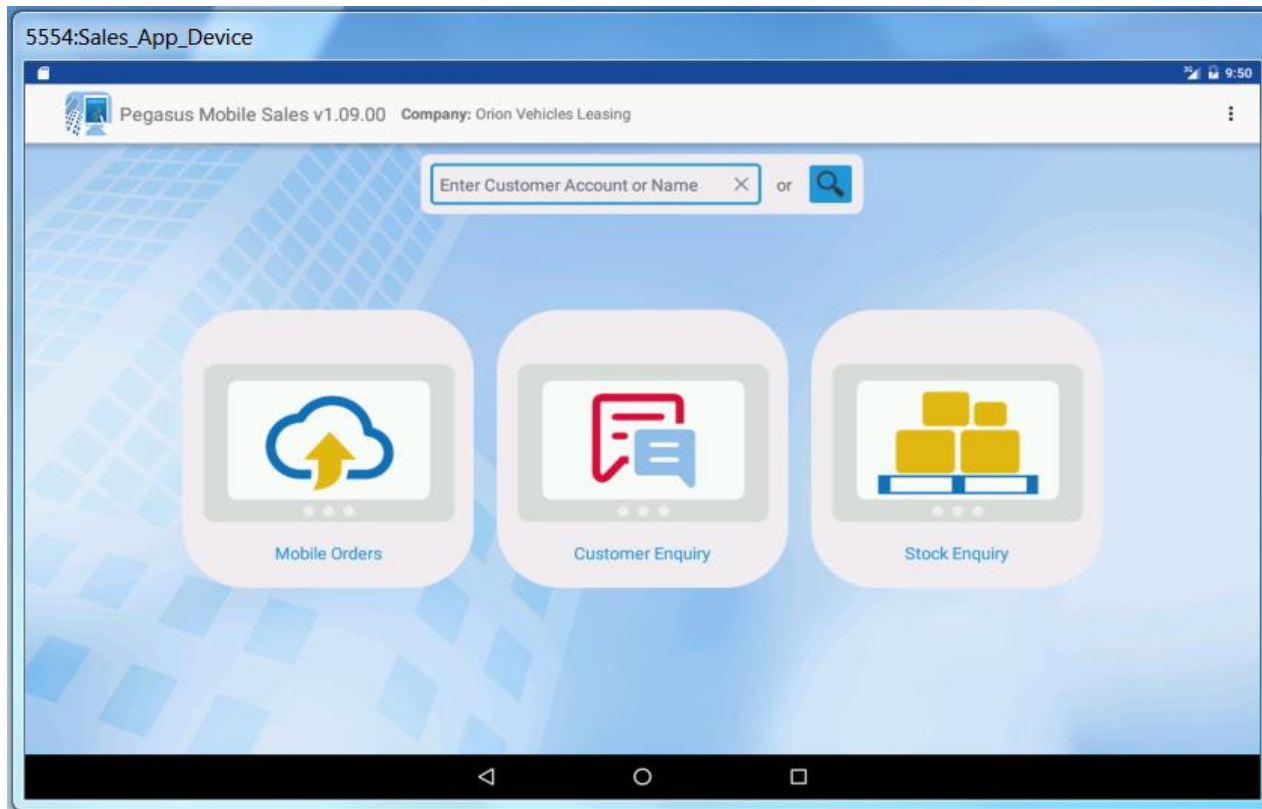
Pegasus Mobile Sales Company: Orion Vehicles Leasing

Customer Enquiry Showing 4 customers

ADA0001 Adams Light Engineering Ltd Close Road	Current Balance 0,001.20																																																																																					
AHL0001 Abington Hire Limited Orion Way	Outstanding Invoices 6,095.50																																																																																					
CAR0001 CarsMart 2A Trafalgar Way	Overdue Invoices 6,095.50																																																																																					
KDM0001 On Stop K D Martin 24 The Avenue	Turnover 195,722.22																																																																																					
	Price List -																																																																																					
	Invoice Discount 0.00%																																																																																					
	Sales Group EX1																																																																																					
	Outstanding Invoices																																																																																					
	<table border="1"> <thead> <tr> <th>Date</th> <th>Reference</th> <th>Reference 2</th> <th>Due</th> <th>Balance</th> </tr> </thead> <tbody> <tr> <td colspan="5">January 2014</td> </tr> <tr> <td>02/01/2014</td> <td>INV01033</td> <td>DN001000</td> <td>31/01/2014</td> <td>1200.00</td> </tr> <tr> <td>02/01/2014</td> <td>INV01035</td> <td>CM001000</td> <td>15/02/2014</td> <td>1301.33</td> </tr> <tr> <td>10/01/2014</td> <td>INV00979</td> <td>ADA-MP-FLT-000310</td> <td>30/01/2014</td> <td>153.70</td> </tr> <tr> <td>17/01/2014</td> <td>INV00981</td> <td>CD92988</td> <td>15/02/2014</td> <td>513.60</td> </tr> <tr> <td colspan="5">February 2014</td> </tr> <tr> <td>07/02/2014</td> <td>INV00990</td> <td>CD92988</td> <td>15/03/2014</td> <td>513.60</td> </tr> <tr> <td>28/02/2014</td> <td>INV01008</td> <td>CD92988</td> <td>15/03/2014</td> <td>513.60</td> </tr> <tr> <td colspan="5">March 2014</td> </tr> <tr> <td>02/03/2014</td> <td>INV01037</td> <td>DN001005</td> <td>15/04/2014</td> <td>400.00</td> </tr> <tr> <td>04/03/2014</td> <td>INV01041</td> <td>DN001025</td> <td>15/04/2014</td> <td>800.00</td> </tr> <tr> <td>28/03/2014</td> <td>INV01028</td> <td>ADA-MP-FLT-000311</td> <td>15/04/2014</td> <td>182.40</td> </tr> <tr> <td>28/03/2014</td> <td>INV01029</td> <td>ADA-MP-FLT-000368</td> <td>15/04/2014</td> <td>168.00</td> </tr> <tr> <td>28/03/2014</td> <td>INV01030</td> <td>ADA-MP-FLT-000349</td> <td>15/04/2014</td> <td>61.27</td> </tr> <tr> <td colspan="5">October 2017</td> </tr> <tr> <td>01/10/2017</td> <td>INV01037</td> <td>P/O 0760</td> <td>01/10/2017</td> <td>288.00</td> </tr> </tbody> </table>	Date	Reference	Reference 2	Due	Balance	January 2014					02/01/2014	INV01033	DN001000	31/01/2014	1200.00	02/01/2014	INV01035	CM001000	15/02/2014	1301.33	10/01/2014	INV00979	ADA-MP-FLT-000310	30/01/2014	153.70	17/01/2014	INV00981	CD92988	15/02/2014	513.60	February 2014					07/02/2014	INV00990	CD92988	15/03/2014	513.60	28/02/2014	INV01008	CD92988	15/03/2014	513.60	March 2014					02/03/2014	INV01037	DN001005	15/04/2014	400.00	04/03/2014	INV01041	DN001025	15/04/2014	800.00	28/03/2014	INV01028	ADA-MP-FLT-000311	15/04/2014	182.40	28/03/2014	INV01029	ADA-MP-FLT-000368	15/04/2014	168.00	28/03/2014	INV01030	ADA-MP-FLT-000349	15/04/2014	61.27	October 2017					01/10/2017	INV01037	P/O 0760	01/10/2017	288.00
Date	Reference	Reference 2	Due	Balance																																																																																		
January 2014																																																																																						
02/01/2014	INV01033	DN001000	31/01/2014	1200.00																																																																																		
02/01/2014	INV01035	CM001000	15/02/2014	1301.33																																																																																		
10/01/2014	INV00979	ADA-MP-FLT-000310	30/01/2014	153.70																																																																																		
17/01/2014	INV00981	CD92988	15/02/2014	513.60																																																																																		
February 2014																																																																																						
07/02/2014	INV00990	CD92988	15/03/2014	513.60																																																																																		
28/02/2014	INV01008	CD92988	15/03/2014	513.60																																																																																		
March 2014																																																																																						
02/03/2014	INV01037	DN001005	15/04/2014	400.00																																																																																		
04/03/2014	INV01041	DN001025	15/04/2014	800.00																																																																																		
28/03/2014	INV01028	ADA-MP-FLT-000311	15/04/2014	182.40																																																																																		
28/03/2014	INV01029	ADA-MP-FLT-000368	15/04/2014	168.00																																																																																		
28/03/2014	INV01030	ADA-MP-FLT-000349	15/04/2014	61.27																																																																																		
October 2017																																																																																						
01/10/2017	INV01037	P/O 0760	01/10/2017	288.00																																																																																		



PWX – Mobile Sales App



PWX – Mobile Sales App

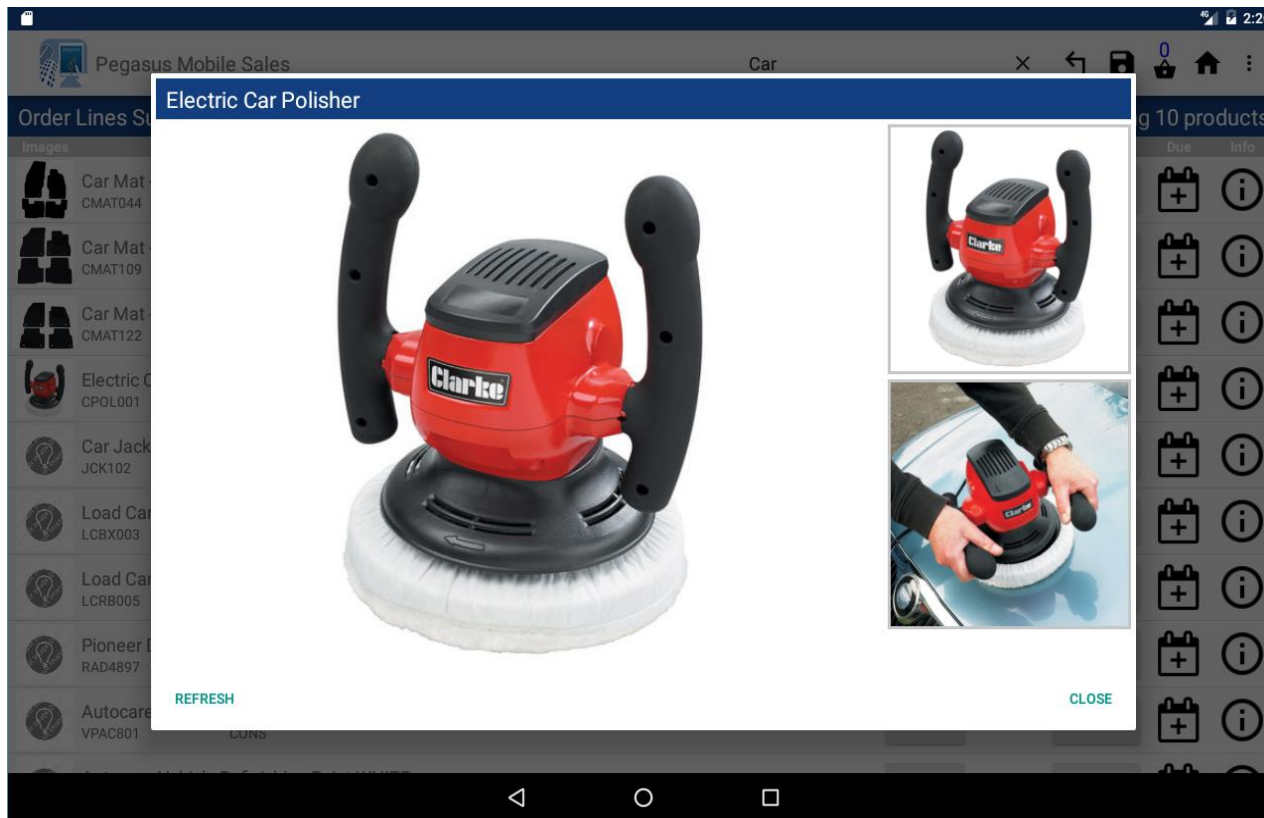
Pegasus Mobile Sales Car

Order Lines Summary Showing 10 products

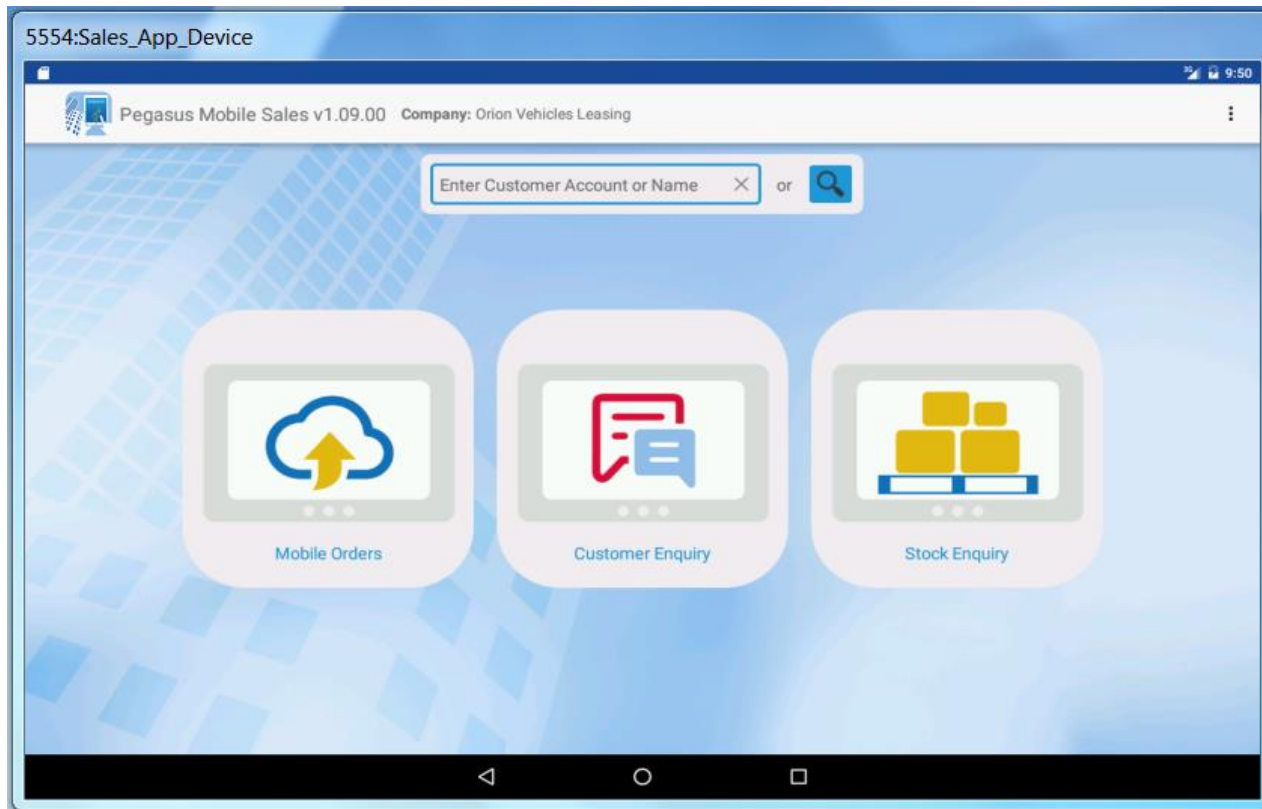
Images		Price	Stock	Quantity	Due	Info
	Car Mat - Small CMAT044 ACC	12.00	24	0		
	Car Mat - Medium CMAT109 ACC	10.92	88	0		
	Car Mat - Large CMAT122 ACC	14.00	57	0		
	Electric Car Polisher CPOL001 ACC	39.99	65	0		
	Car Jack JCK102 ACC	12.00	52	0		
	Load Carrying Roof Box 360L LCBX003 ACC	127.65	7	0		
	Load Carrying Roof Bar 5 LCRB005 ACC	51.06	19	0		
	Pioneer DEH-150MPG Car CD/Radio Player RAD4897 ACC	62.00	35	0		
	Autocare Vehicle Refinishing Paint BLACK VPAC801 CONS	24.99	5	0		



PWX – Mobile Sales App



PWX – Mobile Sales App



PWX – Mobile Sales App

The screenshot displays the Pegasus Mobile Sales app interface. At the top, the status bar shows the time as 4:34. The app title "Pegasus Mobile Sales" is visible in the top navigation bar. Below the title, there are several icons for navigation and actions. The main content area is divided into two sections: a list of orders on the left and an order summary on the right.

Order Summary (Incomplete)

Customer Reference	P/O 1029	Order Date	19/11/2018
Customer Account	ADA0001	Due Date	30/11/2018
Adams Light Engineering Ltd			

Address Details

Contact Details

Comments

Please make the delivery for the attention of
David Burns - Development Department

Raised By
kevin

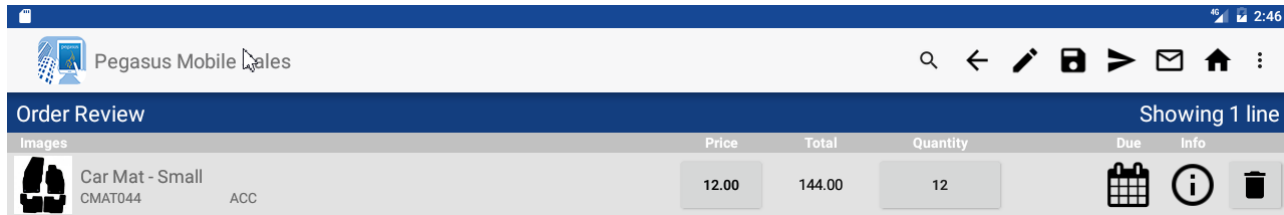
Order Total exc. VAT
768.90

SELECT ORDER





ADA0001	Adams Light Engineering Ltd	[1]	768.90	19/11/2018
ADA0001	Adams Light Engineering Ltd	[1]	120.00	24/08/2018
ADA0001	Adams Light Engineering Ltd	[1]	420.00	25/10/2017
ADA0001	Adams Light Engineering Ltd	[1]	240.00	01/10/2017



PWX – Mobile Sales App



The screenshot shows the Pegasus Mobile Sales app interface. At the top, there is a header bar with the app name "Pegasus Mobile Sales" and navigation icons. Below this is a section titled "Order Review" with a sub-header "Showing 1 line". The main content area is a table with the following data:

Images		Price	Total	Quantity	Due	Info
	Car Mat - Small CMAT044 ACC	12.00	144.00	12		 

Customer not signed


Total exc. VAT:

144.00



PWX – Mobile Sales App

Order Confirmation



ORION
VehiclesLeasing

Invoice to: R M Burton (Plumbing) Limited 171 Driver Woods Kettering Northants UK NN15 8KM	Deliver to: Bowley Kane Associates Ltd. 30 Phoenix Park Corby Northants UK NN18 9EH	Orion Vehicles Leasing Orion House Orion Way Kettering Northants NN15 6PE tel: 01536 495000 fax: 01536 495001 heldesk@orion-vehicles.com
---	--	---


Order Date:	06/07/2016	Due Date:	06/07/2016
Customer Account:	BUR0001	Customer Reference:	model123
Raised By:	ANGELABATES	Total exc. VAT:	36.92

Line 1:	Car Mat - Small		
Stock Reference:	CMAT044	Price:	12.00
		Quantity:	1
		Line Value:	12.00

Line 2:	Car Mat - Medium		
Stock Reference:	CMAT109	Price:	10.92
		Quantity:	1
		Line Value:	10.92

Line 3:	Car Mat - Large		
Stock Reference:	CMAT122	Price:	14.00
		Quantity:	1
		Line Value:	14.00

All goods and/or services sold
are subject to our standard
Terms and Conditions



Page 1 of 1



PWX – Mobile Sales App

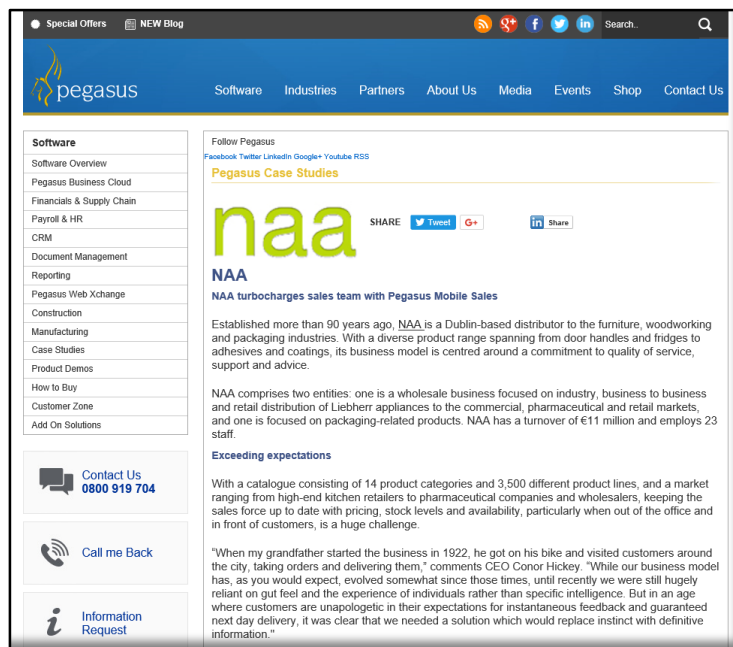
✓ Benefits

- ✓ Improved information to the sales team
- ✓ Orders are instantly posted into Opera 3 SOP
- ✓ Tablets updated from Opera 3
- ✓ Delivery times are improved
- ✓ Saves time & therefore money
- ✓ Intuitive



PWX – Mobile Sales App

✓ NAA case study



The screenshot shows the Pegasus website interface. The top navigation bar includes 'Special Offers', 'NEW Blog', and social media icons. The main menu lists 'Software', 'Industries', 'Partners', 'About Us', 'Media', 'Events', 'Shop', and 'Contact Us'. A sidebar on the left contains a 'Software' menu with items like 'Software Overview', 'Pegasus Business Cloud', 'Financials & Supply Chain', 'Payroll & HR', 'CRM', 'Document Management', 'Reporting', 'Pegasus Web Xchange', 'Construction', 'Manufacturing', 'Case Studies', 'Product Demos', 'How to Buy', 'Customer Zone', and 'Add On Solutions'. The main content area features a 'Follow Pegasus' section with social media links, a 'Pegasus Case Studies' heading, and a featured case study for 'naa'. The case study includes a 'SHARE' button with social media icons, the title 'NAA', and a sub-headline 'NAA turbocharges sales team with Pegasus Mobile Sales'. The text describes NAA as a Dublin-based distributor established in 1922, serving the furniture, woodworking, and packaging industries. It highlights the company's commitment to service and the challenges of maintaining a large product catalogue. A quote from CEO Conor Hickey is included, praising the Pegasus Mobile Sales app for its ability to provide instant feedback and guaranteed next-day delivery.

“Pegasus Mobile Sales is incredibly easy to use, which has made it a win-win for the company and sales team. If the sales team are happy, empowered and confident in what they’re doing, it stands to reason that customer relationships will be stronger and performance enhanced”

“Service levels are extremely high, with 98% of orders now shipped on the same day against a rate of approximately 85% previously”



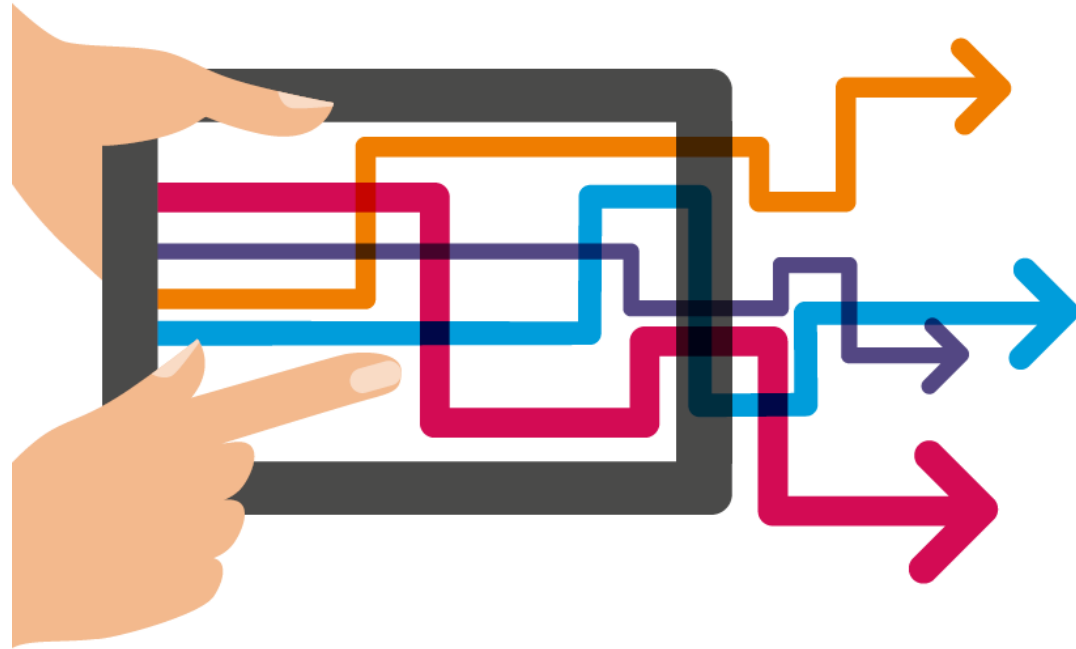
Agenda

- Opera 3 SQL Server Edition – An Update
- Pegasus Business Cloud
- Pegasus Web Xchange
 - Payroll Self Service / Timesheets
 - Mobile Sales
- Coffee Break
- Legislation
 - Making Tax Digital
 - Payroll Changes – 2019 / 2020
 - Reverse Charge VAT

Agenda

- Opera 3 SQL Server Edition – An Update
- Pegasus Business Cloud
- Pegasus Web Xchange
 - Payroll Self Service / Timesheets
 - Mobile Sales
- Coffee Break
- Legislation
 - Making Tax Digital
 - Payroll Changes – 2019 / 2020
 - Reverse Charge VAT

Making Tax Digital



- & what does it mean for your business?

Making Tax Digital

- An Explanation of MTD
 - Where has MTD come from?
 - Who does it apply to?
 - What will you have to do?
 - When does it start?
 - Implications for Opera II customers?
 - Questions

Making Tax Digital

- Where has MTD come from?
 - George Osborne's March 2015 Budget
 - Digital revolution in the tax system
 - Avoidable mistakes cost the revenue £9 billion / year
 - Digital record keeping
 - Electronic submission to HMRC

Making Tax Digital

- Who does it apply to?
 - VAT Registered Business
 - Turnover above the VAT Threshold (£85k)
 - Mandated from 1st April 2019
 - Mandated from 1st October 2019:
 - Trusts / “Not for profit” organisations
 - VAT Divisions & VAT Groups
 - Public Sector / Local Authorities
 - Public Authorities & Public Corporations
 - Traders based overseas
 - Payment on account / Annual Accounting

Making Tax Digital

- Who does it apply to?
 - VAT Registered Business
 - Turnover above the VAT Threshold (£85k)
 - 1st October 2019 deferral for:
 - Taxable turnover falls below VAT Threshold (£85k)

Making Tax Digital

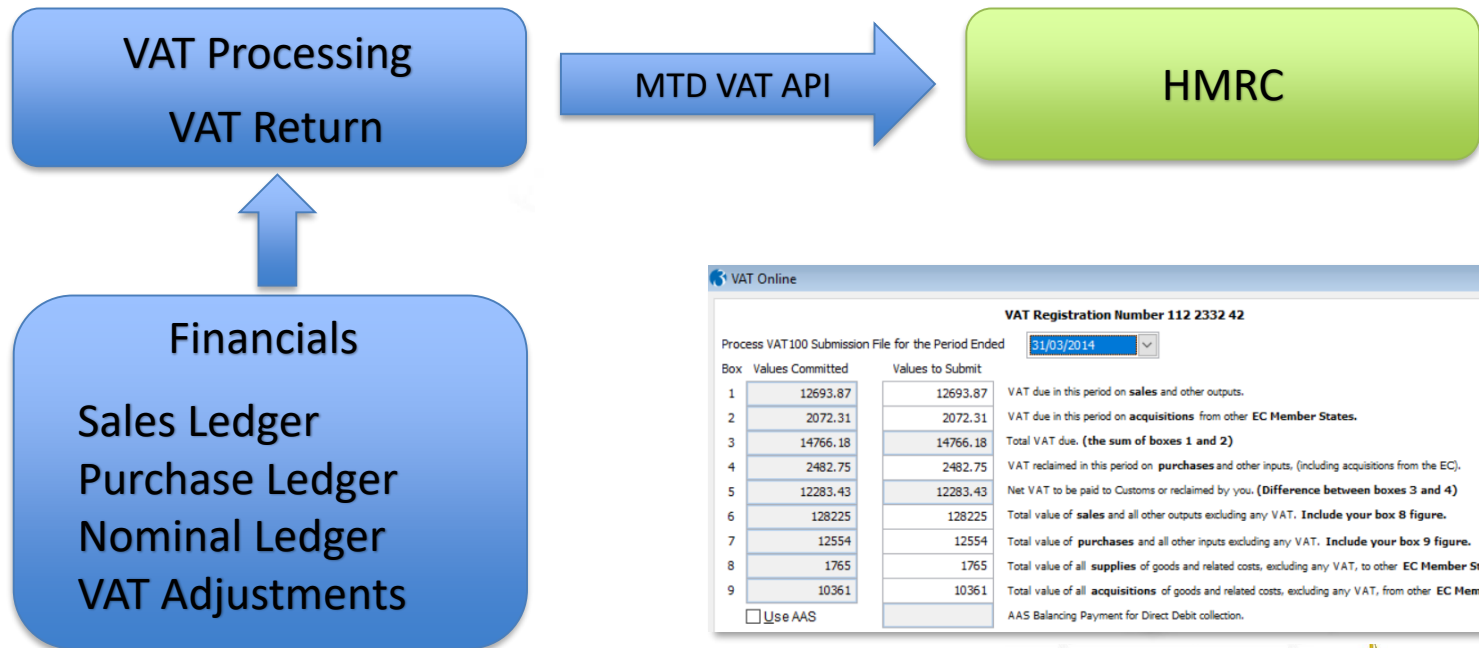
- What will you have to do?
 - Maintain digital VAT records
 - Send VAT Returns using MTD compatible software
 - From 1st April 2019
- What does MTD mean?

Making Tax Digital

- Functional Compatible Software
 - Keeping records in a digital form
 - Business name, address, VAT registration number
 - Invoice number, date, VAT code, Net & VAT values, etc.
 - Preserve records in a digital form
 - For 6 years
 - Create VAT return & submit in a digital format
 - Create VAT return from these digital records
 - Submit VAT return to HMRC via a MTD VAT API

Making Tax Digital

- Opera 3 – MTD Implementation



VAT Online

VAT Registration Number 112 2332 42

Process VAT100 Submission File for the Period Ended 31/03/2014

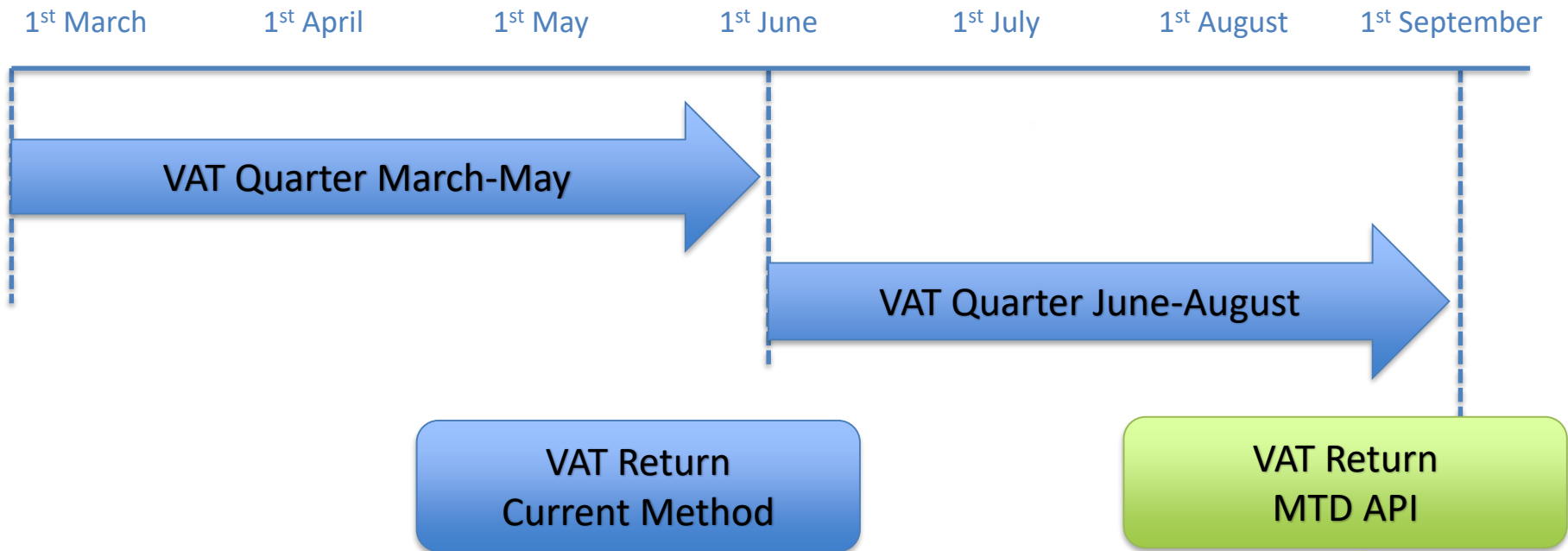
Box	Values Committed	Values to Submit	
1	12693.87	12693.87	VAT due in this period on sales and other outputs.
2	2072.31	2072.31	VAT due in this period on acquisitions from other EC Member States.
3	14766.18	14766.18	Total VAT due. (the sum of boxes 1 and 2)
4	2482.75	2482.75	VAT reclaimed in this period on purchases and other inputs. (including acquisitions from the EC).
5	12283.43	12283.43	Net VAT to be paid to Customs or reclaimed by you. (Difference between boxes 3 and 4)
6	128225	128225	Total value of sales and all other outputs excluding any VAT. Include your box 8 figure.
7	12554	12554	Total value of purchases and all other inputs excluding any VAT. Include your box 9 figure.
8	1765	1765	Total value of all supplies of goods and related costs, excluding any VAT, to other EC Member States.
9	10361	10361	Total value of all acquisitions of goods and related costs, excluding any VAT, from other EC Member States.

Use AAS

AAS Balancing Payment for Direct Debit collection.

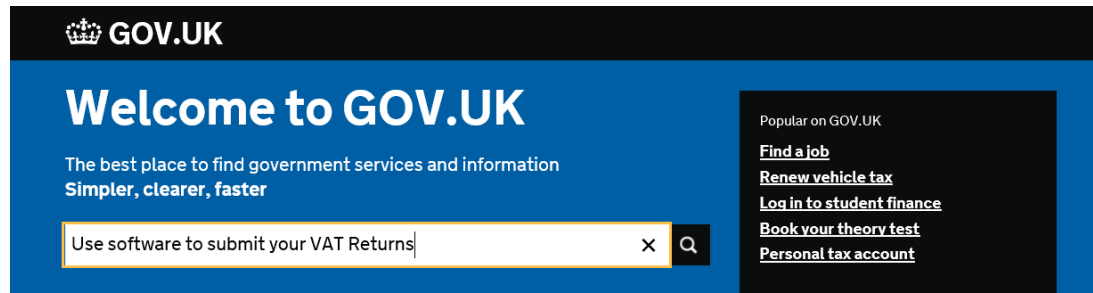
Making Tax Digital

- When does MTD come into effect?



Making Tax Digital

- Signing up for MTD



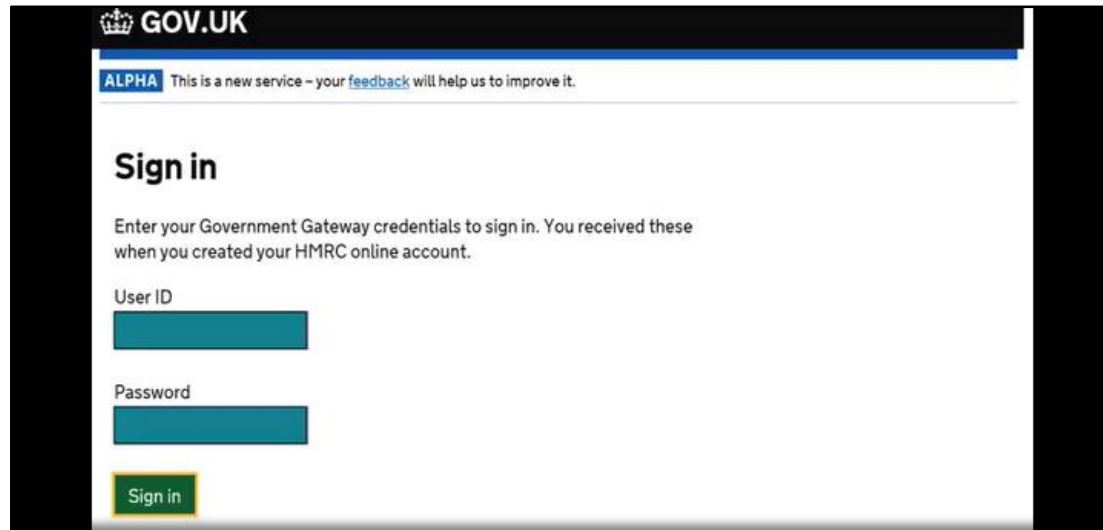
The screenshot shows the GOV.UK homepage. At the top left is the GOV.UK logo. Below it, the text reads "Welcome to GOV.UK" followed by "The best place to find government services and information" and "Simpler, clearer, faster". A search bar contains the text "Use software to submit your VAT Returns". To the right, under "Popular on GOV.UK", there are links for "Find a job", "Renew vehicle tax", "Log in to student finance", "Book your theory test", and "Personal tax account".

Sign up to use software to submit VAT Returns

Sign up

Making Tax Digital

- Signing up for MTD



The screenshot shows the GOV.UK sign-in page. At the top left is the GOV.UK logo. Below it is a blue banner with the text "ALPHA This is a new service – your [feedback](#) will help us to improve it." The main heading is "Sign in". Below the heading is the instruction: "Enter your Government Gateway credentials to sign in. You received these when you created your HMRC online account." There are two input fields: "User ID" and "Password", both with teal-colored text boxes. Below the input fields is a green "Sign in" button.

Making Tax Digital

- Signing up for MTD

The image displays three overlapping screenshots of the GOV.UK website, illustrating the steps for signing up for Making Tax Digital (MTD) for VAT. Each screenshot shows the 'GOV.UK' logo, the page title 'Use software to submit your VAT Returns', and a 'Sign out' link. The first screenshot asks 'What is your VAT number?' and includes a 'Back' link. The second screenshot asks 'When did you become VAT registered?' and includes a 'Back' link. The third screenshot asks 'Where is the principal place of business?' and includes a 'Back' link.

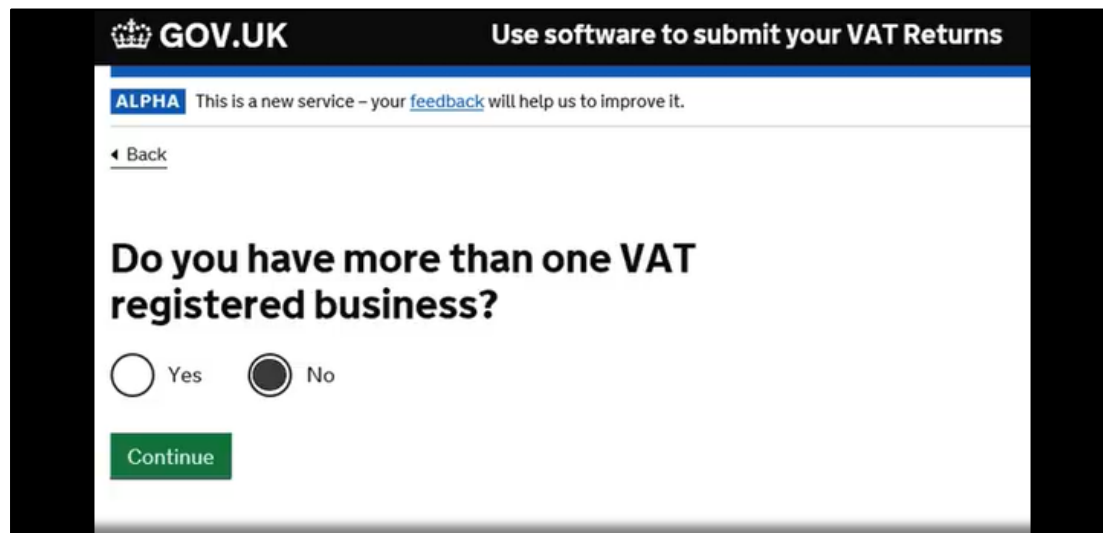
What is your VAT number?
This is the 9 digit number

When did you become VAT registered?
This is the effective date

Where is the principal place of business?
This is where the company carries out most of its business activities.

Making Tax Digital

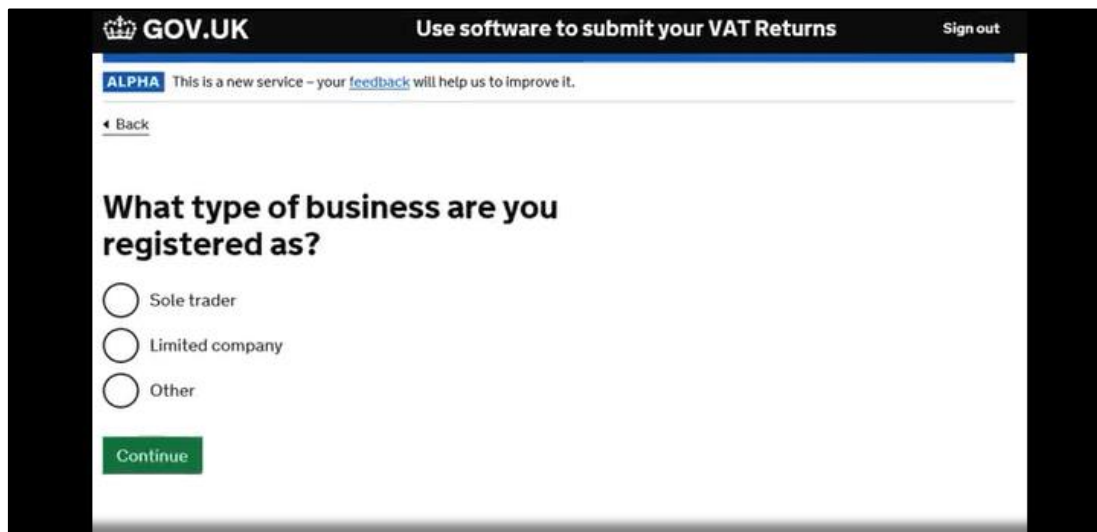
- Signing up for MTD



The screenshot shows a web page from GOV.UK titled "Use software to submit your VAT Returns". At the top left is the GOV.UK logo. Below the title, there is a blue banner with the text "ALPHA This is a new service – your [feedback](#) will help us to improve it." Below the banner is a "Back" link. The main question is "Do you have more than one VAT registered business?". There are two radio button options: "Yes" (unselected) and "No" (selected). Below the options is a green "Continue" button.

Making Tax Digital


- Signing up for MTD



The screenshot shows a web interface for submitting VAT Returns. At the top, it says "GOV.UK" with a crown icon, "Use software to submit your VAT Returns", and a "Sign out" link. Below this is a blue banner with "ALPHA" and the text "This is a new service – your [feedback](#) will help us to improve it." A "Back" link is visible. The main heading is "What type of business are you registered as?". There are three radio button options: "Sole trader", "Limited company", and "Other". A green "Continue" button is at the bottom.


Making Tax Digital

- Signing up for MTD



Date of Birth

National Insurance Number

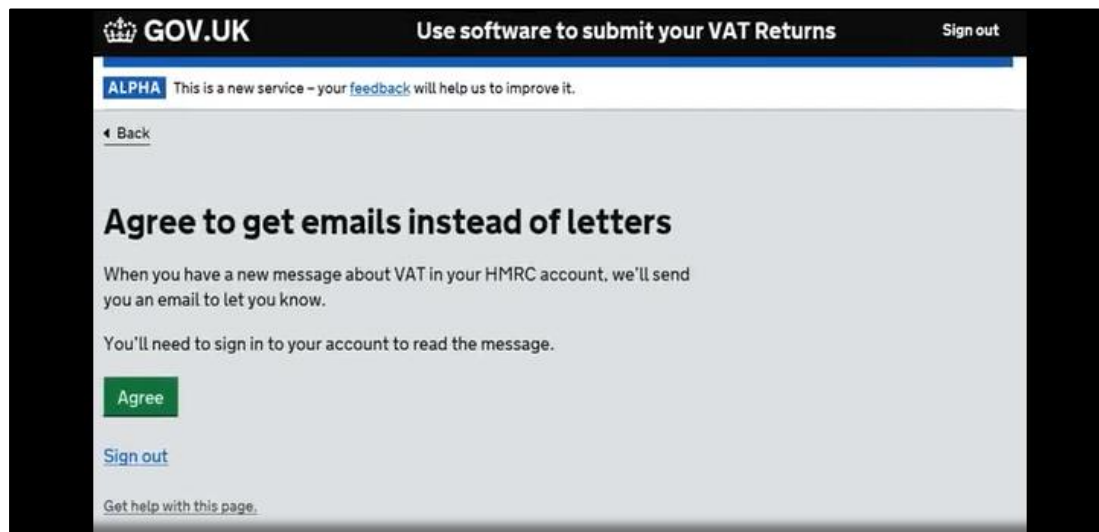


Company Registration Number

Corporation Tax Reference

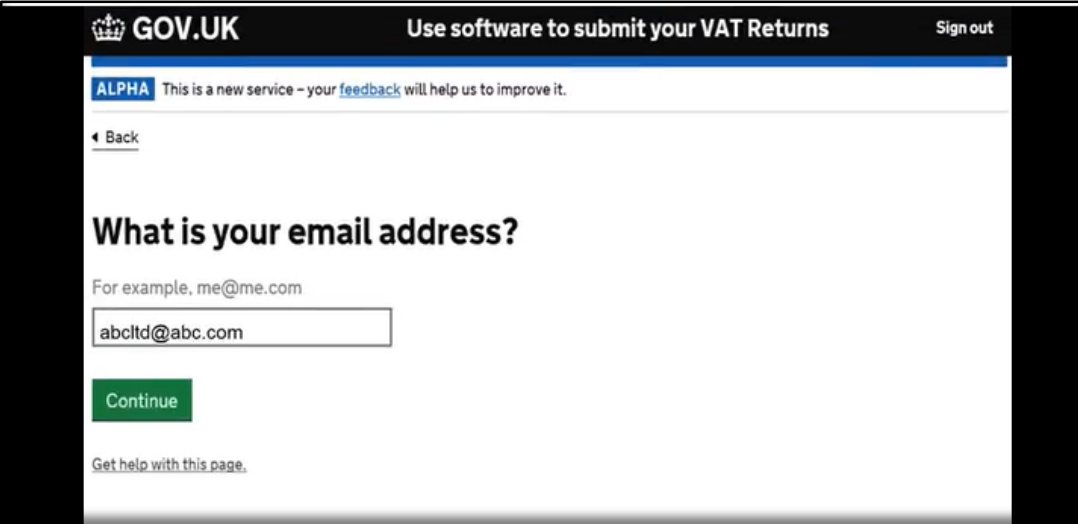
Making Tax Digital

- Signing up for MTD



Making Tax Digital

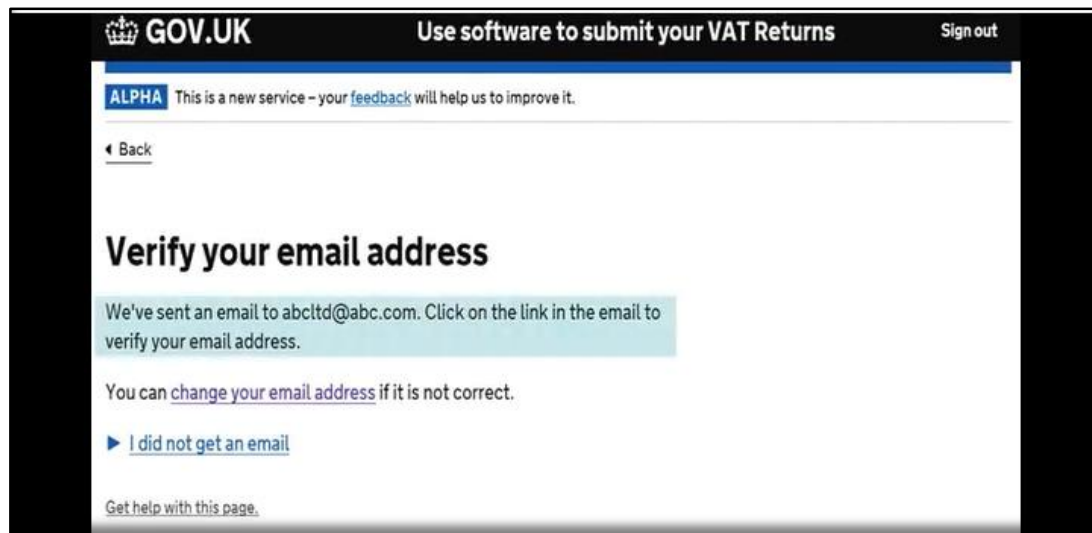
- Signing up for MTD



The screenshot shows a web page from GOV.UK titled "Use software to submit your VAT Returns". At the top right, there is a "Sign out" link. Below the header, there is a blue banner with the text "ALPHA This is a new service – your [feedback](#) will help us to improve it." Below this banner, there is a "Back" link. The main heading is "What is your email address?". Below the heading, there is a text input field with the placeholder text "For example, me@me.com" and the value "abcltd@abc.com". Below the input field, there is a green "Continue" button. At the bottom, there is a link "Get help with this page."

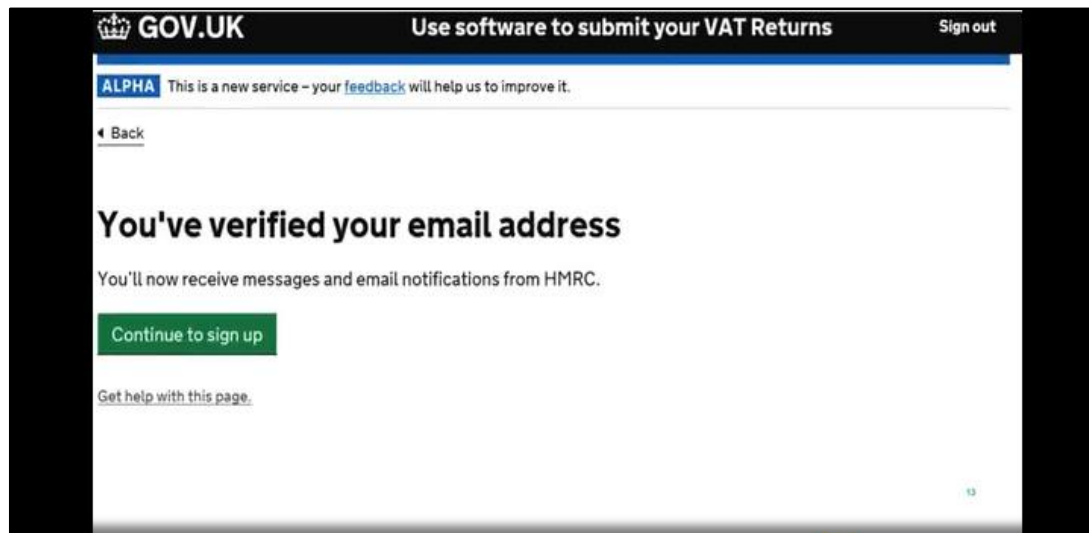
Making Tax Digital

- Signing up for MTD



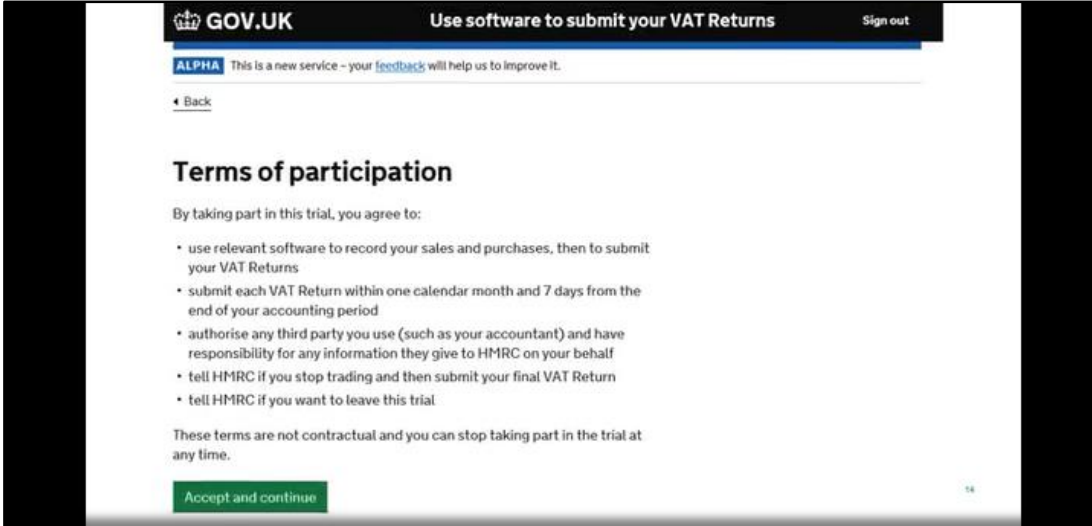
Making Tax Digital

- Signing up for MTD



Making Tax Digital

- Signing up for MTD



The screenshot shows a web page from GOV.UK titled "Use software to submit your VAT Returns". The page is part of an "ALPHA" service, as indicated by a blue banner at the top. Below the banner, there is a "Back" link. The main heading is "Terms of participation". The text states: "By taking part in this trial, you agree to:" followed by a bulleted list of conditions. At the bottom, there is a green button labeled "Accept and continue" and a small page number "14".

GOV.UK Use software to submit your VAT Returns [Sign out](#)

ALPHA This is a new service – your [feedback](#) will help us to improve it.

[← Back](#)

Terms of participation

By taking part in this trial, you agree to:

- use relevant software to record your sales and purchases, then to submit your VAT Returns
- submit each VAT Return within one calendar month and 7 days from the end of your accounting period
- authorise any third party you use (such as your accountant) and have responsibility for any information they give to HMRC on your behalf
- tell HMRC if you stop trading and then submit your final VAT Return
- tell HMRC if you want to leave this trial

These terms are not contractual and you can stop taking part in the trial at any time.

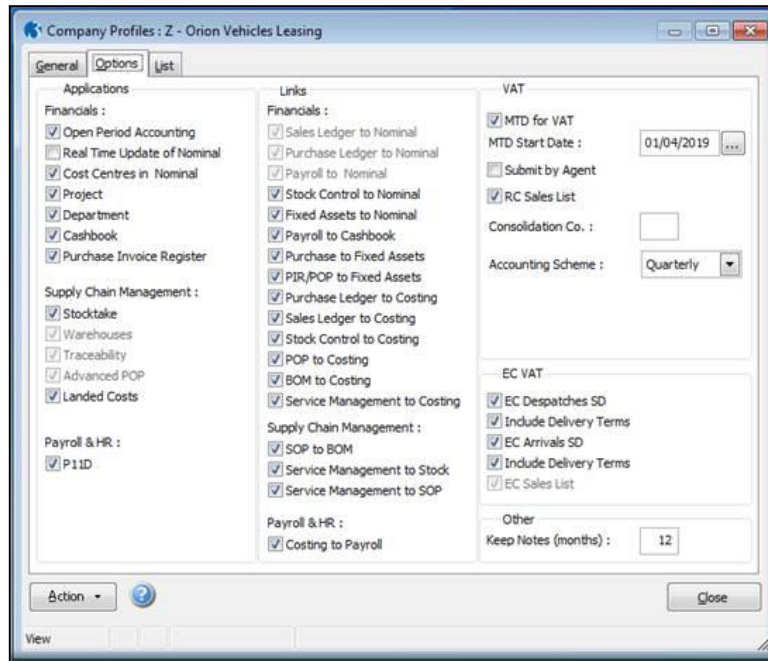
[Accept and continue](#) 14

Making Tax Digital

- Signing up for MTD
 - Opera 3 v2.60
 - Available early February 2019

Making Tax Digital

- Signing up for MTD



Making Tax Digital

- MTD VAT Centre

MTD VAT Centre

VAT number: 112 2332 43 **Frequency:** Quarterly

Next submission is for the VAT period

From: To: Due:

Not committed Committed Previous submissions

Box	Committed	Submitted	
1	3175.18	3175.18	VAT on sales
2	71.56	71.56	VAT on acquisitions from EC
3	3246.74	3246.74	Total VAT due (1+2)
4	1860.04	1860.04	VAT reclaimed
5	1386.70	1386.70	Net VAT to be paid (3-4)
6	21926	21926	Total sales (ex. VAT)
7	9300	9300	Total purchases (ex. VAT)
8	6051	6051	Total goods to EC (ex. VAT)
9	357	357	Total goods from EC (ex. VAT)

Commit status for current VAT period

Return	RCSL	Last EC Sales	Last EC Services	Last SD

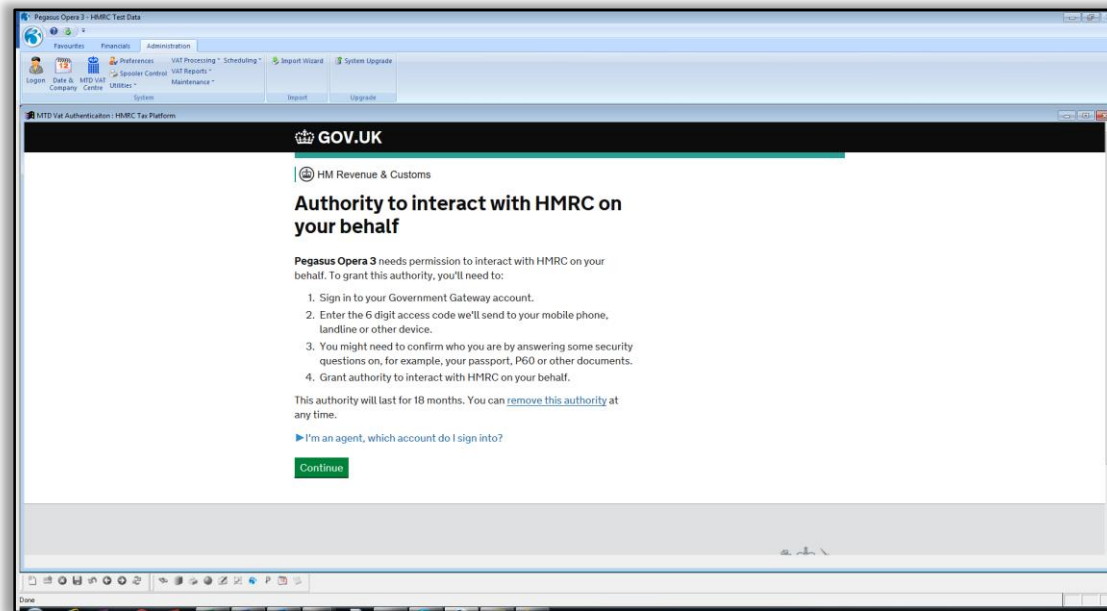
Previous submissions

From	To	Due	Sent
//	31/03/2019	07/05/2019	Pre MTD

Action ? **Authorisation failed. Please go to Action and select Authorise.** Close

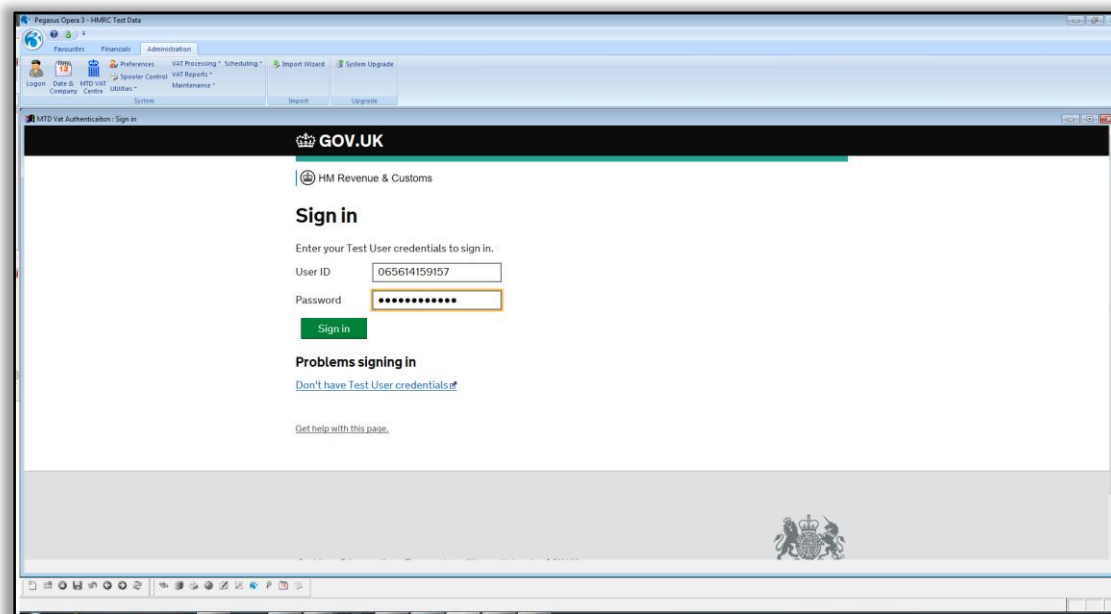
Making Tax Digital

- Granting authority to HMRC



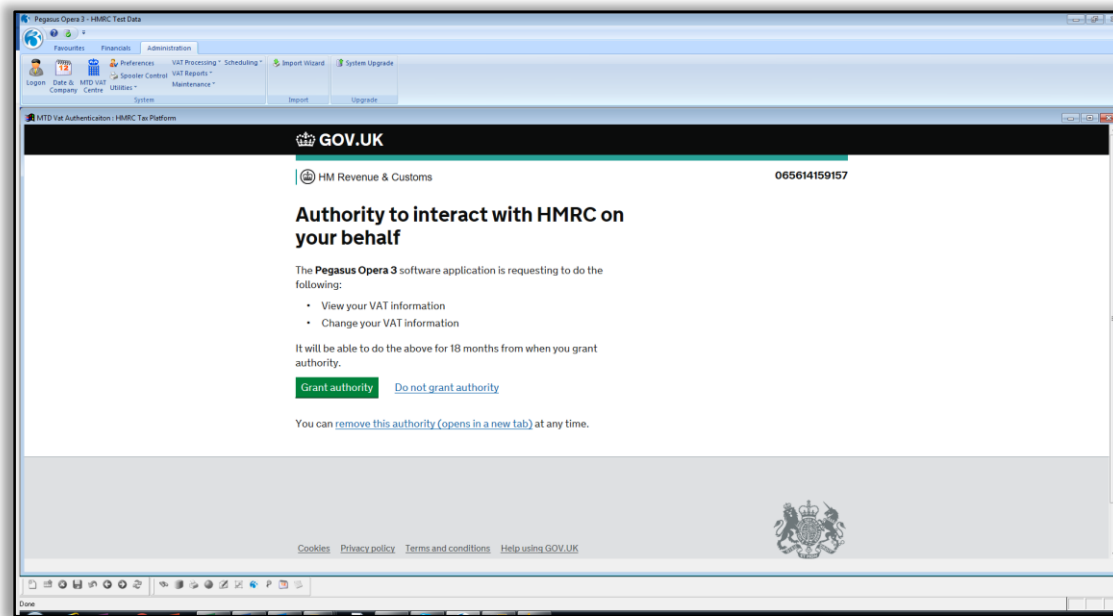
Making Tax Digital

- Granting authority to HMRC



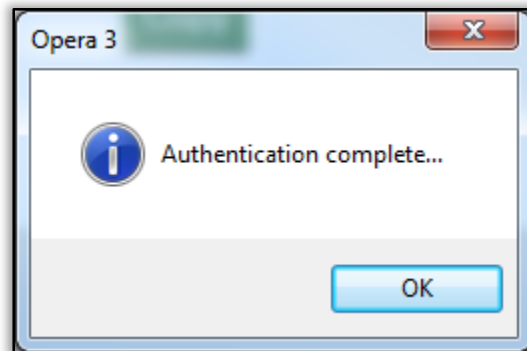
Making Tax Digital

- Granting authority to HMRC



Making Tax Digital

- Granting authority to HMRC



Making Tax Digital

- Opera 3 – MTD Compliant



Making Tax Digital

- Opera II – Implications



- Opera II does not produce online VAT returns
- Pegasus will NOT add this functionality into Opera II
- Upgrading to Opera 3
 - Upgrade to Opera 3 before April 2019

Making Tax Digital

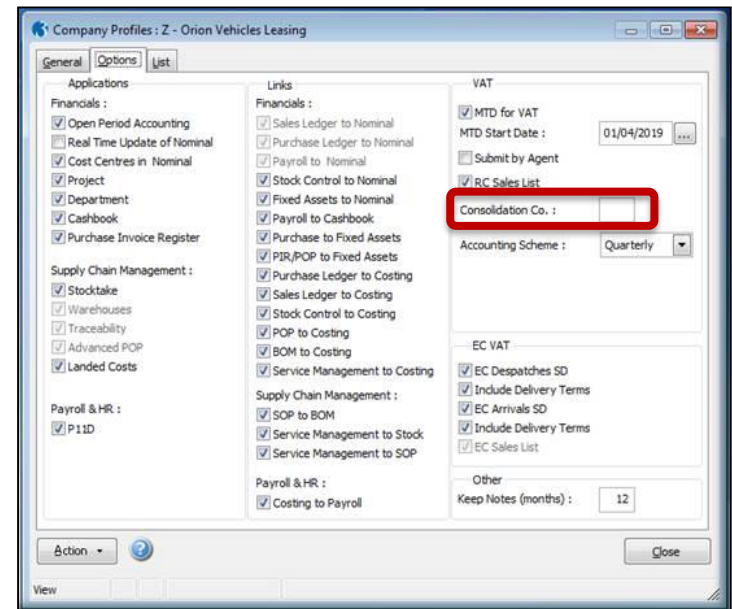
- Capital Gold – MTD Compliant

pegasus
CAPITALGOLD

- Export VAT data from Capital Gold
- Submit the VAT data to the HMRC VAT API
- Release to customers in February

Making Tax Digital

- Question Time
 - Group VAT Accounting



Making Tax Digital

- Question Time
 - Group VAT Accounting

The screenshot displays the MTD VAT Centre interface. At the top, it shows the VAT Registration Number (666623615) and Submission Frequency (Quarterly). Below this, there are fields for 'Previous Submissions' and 'Next Submission' (From: 01/04/2017, To: 30/06/2017, Due: 07/08/2017). The main area shows a table for 'To Commit' and 'To Submit' with values of 4724.00. A 'Consolidation Summary for VAT Period Ended 30/06/2017' window is open, showing a table with columns for Code, Name, and Boxes 1 through 9. The table includes entries for 'Sandbox Group (Group)', 'Sandbox Subsidiary 1', and 'Sandbox Subsidiary 2', along with their respective VAT Return Box Totals.

Code	Name	Box 1	Box 2	Box 3	Box 4	Box 5	Box 6	Box 7	Box 8	Box 9
K	Sandbox Group (Group)	0.00	0.00	0.00	0.00	0.00	0	0	0	0
L	Sandbox Subsidiary 1	3000.00	0.00	3000.00	1400.00	1600.00	15000	7000	3000	0
M	Sandbox Subsidiary 2	1724.00	0.00	1724.00	2224.00	-500.00	8620	11120	0	0
VAT Return Box Totals:		4724.00	0.00	4724.00	3624.00	1100.00	23620	18120	3000	0

Making Tax Digital

- Question Time
 - At the moment I manually amend the VAT Return figures before submitting to HMRC, can I do this within MTD?

VAT Online

VAT Registration Number 112 2332 42

Process VAT 100 Submission File for the Period Ended 31/03/2014

Box	Values Committed	Values to Submit	Description
1	12693.87	12693.87	VAT due in this period on sales and other outputs.
2	2072.31	2072.31	VAT due in this period on acquisitions from other EC Member States.
3	14766.18	14766.18	Total VAT due. (the sum of boxes 1 and 2)
4	2482.75	2482.75	VAT reclaimed in this period on purchases and other inputs, (including acquisitions from the EC).
5	12283.43	12283.43	Net VAT to be paid to Customs or reclaimed by you. (Difference between boxes 3 and 4)
6	128225	128225	Total value of sales and all other outputs excluding any VAT. Include your box 8 figure.
7	12554	12554	Total value of purchases and all other inputs excluding any VAT. Include your box 9 figure.
8	1765	1765	Total value of all supplies of goods and related costs, excluding any VAT, to other EC Member States.
9	10361	10361	Total value of all acquisitions of goods and related costs, excluding any VAT, from other EC Member States.

Use AAS

AAS Balancing Payment for Direct Debit collection.

Making Tax Digital

- Question Time
 - How do I amend those figures?
 - Some examples
 - EC Acquisitions
 - Sales VAT Adjustment

VAT Codes : J - Adjust VAT Box 8

General List

Country Type : H Home Country

Trans. Type : J VAT Adjustment

VAT Code : J

Description : Adjust VAT Box 8

Nominal Code :

Rate 1 % : 0.00

Date 1 : 01/04/2019

Rate 2 % : 0.00

Date 2 : //

VAT Return Boxes

- 6 - Total Value of Sales
- 7 - Total Value of Purchases
- 8 - Total Value of Supplies (EC)
- 9 - Total Value of Acquisitions (EC)
- 1 - Tax Value on Sales
- 2 - Tax Value on Acquisitions (EC)
- 4 - Tax Reclaimed on Purchases

EC Sales Listing (ESL)

- Goods Value = Supplies
- Process Item
- Triangulation
- Services

Supplementary Declaration (SD)

- Pre-Process Item
- Post Process Item
- Goods Value = Supplies

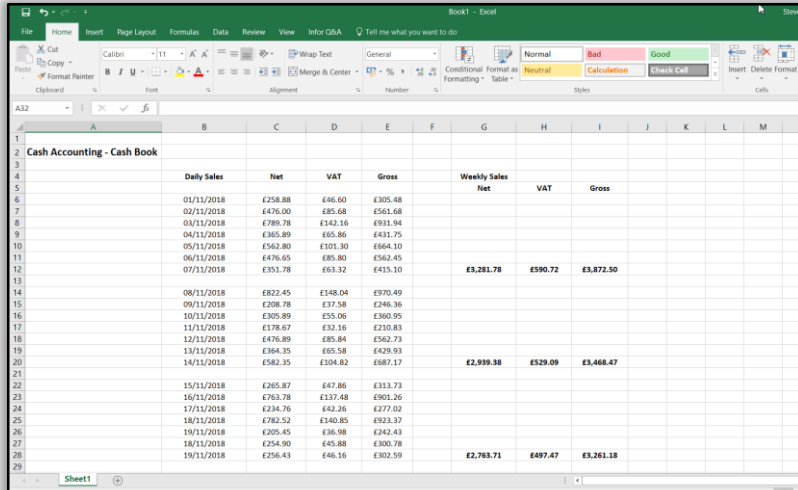
Other

- Reverse Domestic Charge
- Bad Debt Relief

Close

Making Tax Digital

- Question Time
 - Can I use spreadsheets to help me calculate my VAT figures?
 - VAT can be complex
 - Examples
 - Partial Exemptions
 - Flat Rate Scheme
 - Cash Accounting
 - Retail Scheme
 - Etc.

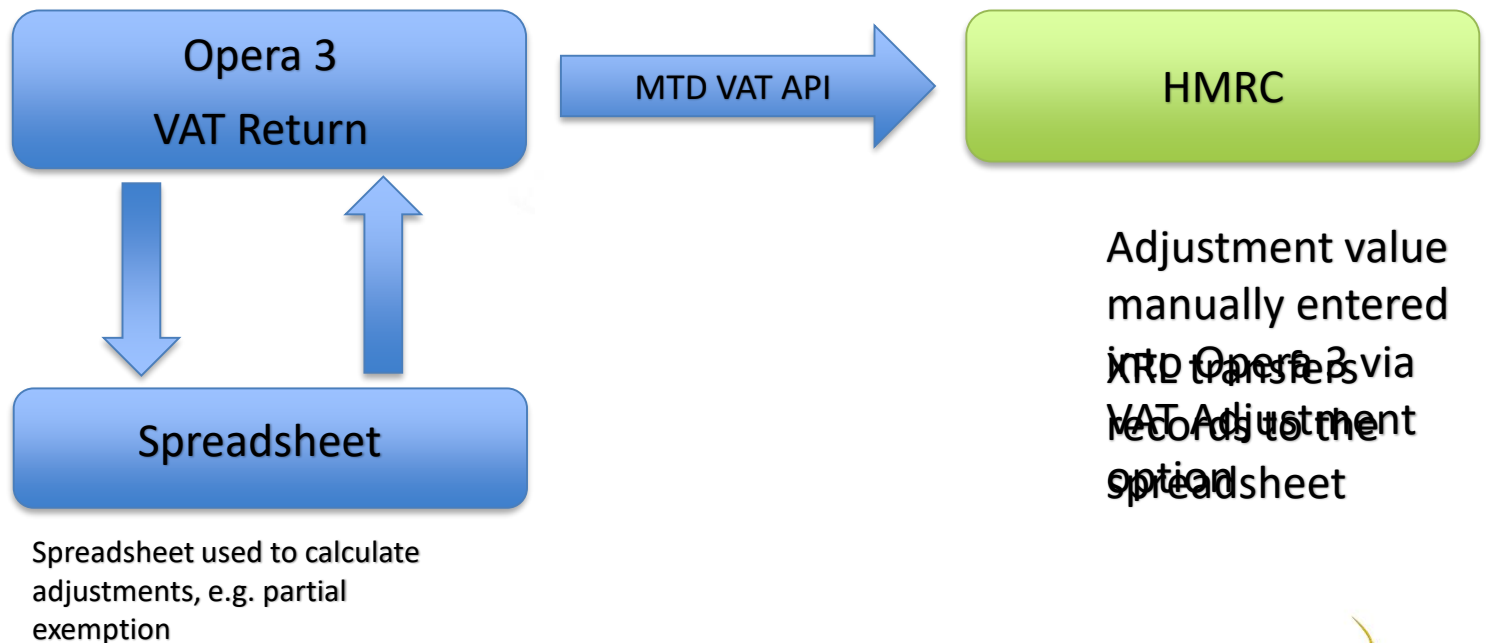


The screenshot shows an Excel spreadsheet with the following data:

	Daily Sales	Net	VAT	Gross	Weekly Sales Net	VAT	Gross
01/11/2018	£258.88	£46.60	£305.48				
02/11/2018	£476.00	£85.08	£561.08				
03/11/2018	£789.78	£142.16	£931.94				
04/11/2018	£365.89	£65.86	£431.75				
05/11/2018	£562.80	£101.30	£664.10				
06/11/2018	£476.65	£85.80	£562.45				
07/11/2018	£351.78	£63.32	£415.10		£3,281.78	£590.72	£3,872.50
08/11/2018	£822.45	£148.04	£970.49				
09/11/2018	£208.78	£37.58	£246.36				
10/11/2018	£305.89	£55.06	£360.95				
11/11/2018	£178.67	£32.16	£210.83				
12/11/2018	£476.89	£85.84	£562.73				
13/11/2018	£364.35	£65.58	£429.93				
14/11/2018	£582.35	£104.82	£687.17		£2,999.38	£529.09	£3,468.47
15/11/2018	£265.87	£47.86	£313.73				
16/11/2018	£763.78	£137.48	£901.26				
17/11/2018	£234.76	£42.26	£277.02				
18/11/2018	£782.52	£140.85	£923.37				
19/11/2018	£205.45	£36.98	£242.43				
18/11/2018	£254.90	£45.88	£300.78		£2,763.71	£497.47	£3,261.18
19/11/2018	£256.43	£46.16	£302.59				

Making Tax Digital

- Question Time - Spreadsheets



Making Tax Digital

- Question Time
 - Are there any other types of digital links?
 - XML & CSV files
 - Opera 3 Advanced MTD
 - Import the VAT Return

Making Tax Digital

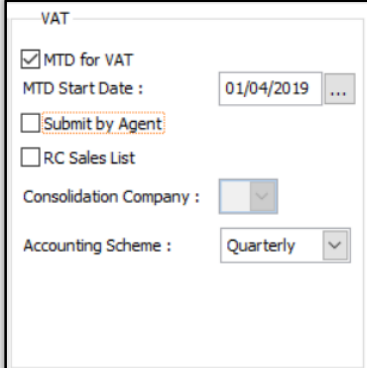
- Question Time
 - What is the “soft landing” period?
 - Digital links will not be mandated until April 2020
 - “Cut & paste” is acceptable
 - The VAT Return must be digitally linked to the MTV VAT API

Making Tax Digital

- Question Time
 - Are the filing dates changing?
 - VAT Return dates remain the same
 - Payment deadlines remain the same
 - No additional information is being provided on the VAT Return

Making Tax Digital

- Question Time
 - When do I turn on MTD within Opera 3?
 - After submission of the VAT Return under the existing system
 - Before the end date of this MTD VAT Quarter



VAT

MTD for VAT

MTD Start Date : 01/04/2019 ...

Submit by Agent

RC Sales List

Consolidation Company : [dropdown]

Accounting Scheme : Quarterly [dropdown]

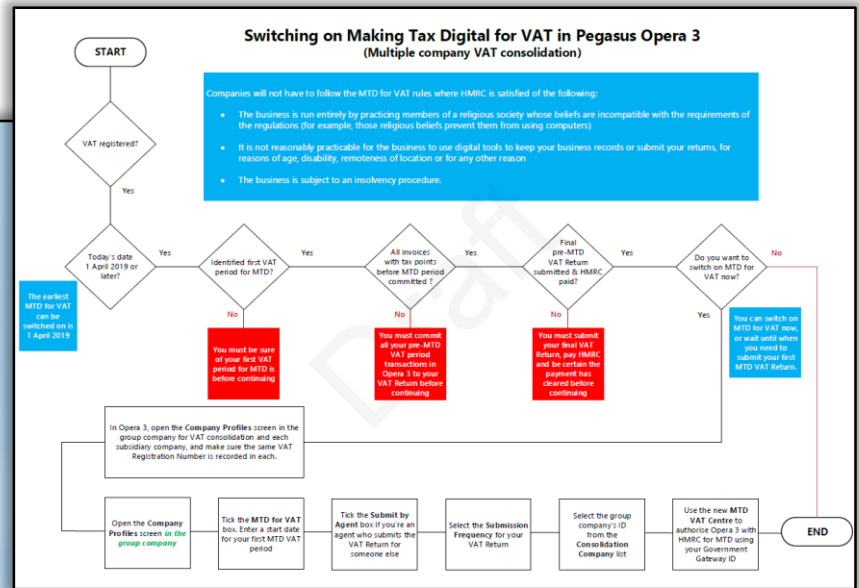
Making Tax Digital

- Preparing for MTD
 - Review your processes

- VAT Return
- Spreadsheets

Talk to your Pegasus Partner regarding VAT consolidation

- Uncommitted
- When is your
- & so on

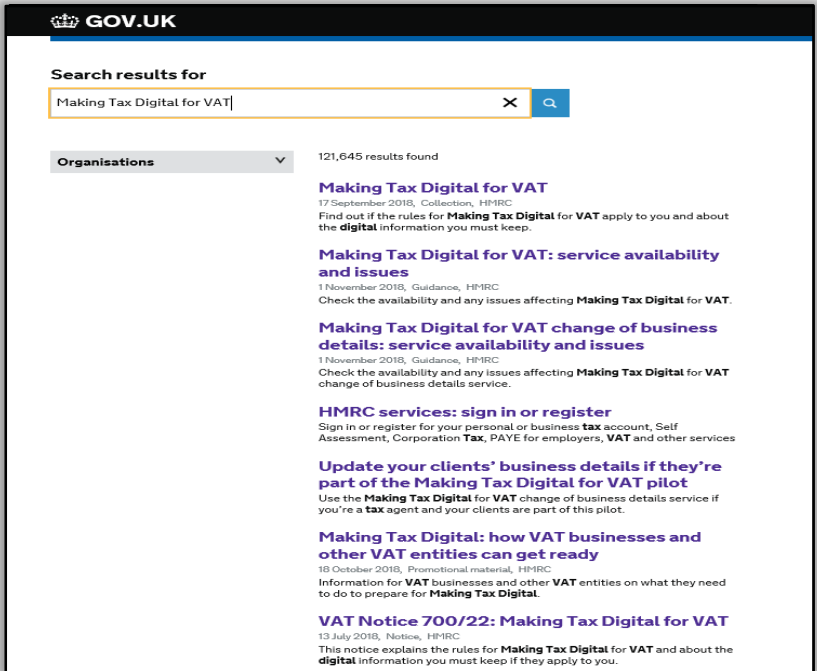


Pegasus Opera 3
Checklist guide for switching on MTD for VAT



Making Tax Digital

- Preparing for MTD
 - Further information
 - Contact your Partner



The screenshot shows a search results page on the GOV.UK website. The search query is "Making Tax Digital for VAT". The results are filtered by "Organisations" and show 121,645 results found. The top results are:

- Making Tax Digital for VAT**
17 September 2018, Collection, HMRC
Find out if the rules for Making Tax Digital for VAT apply to you and about the digital information you must keep.
- Making Tax Digital for VAT: service availability and issues**
1 November 2018, Guidance, HMRC
Check the availability and any issues affecting Making Tax Digital for VAT.
- Making Tax Digital for VAT change of business details: service availability and issues**
1 November 2018, Guidance, HMRC
Check the availability and any issues affecting Making Tax Digital for VAT change of business details service.
- HMRC services: sign in or register**
Sign in or register for your personal or business tax account, Self Assessment, Corporation Tax, PAYE for employers, VAT and other services
- Update your clients' business details if they're part of the Making Tax Digital for VAT pilot**
Use the Making Tax Digital for VAT change of business details service if you're a tax agent and your clients are part of this pilot.
- Making Tax Digital: how VAT businesses and other VAT entities can get ready**
18 October 2018, Promotional material, HMRC
Information for VAT businesses and other VAT entities on what they need to do to prepare for Making Tax Digital.
- VAT Notice 700/22: Making Tax Digital for VAT**
13 July 2018, Notice, HMRC
This notice explains the rules for Making Tax Digital for VAT and about the digital information you must keep if they apply to you.

pegasusdo.uk

Making Tax Digital

- Any questions?

Agenda

- Opera 3 SQL Server Edition – An Update
- Pegasus Business Cloud
- Pegasus Web Xchange
 - Payroll Self Service / Timesheets
 - Mobile Sales
- Coffee Break
- **Legislation**
 - Making Tax Digital
 - Payroll Changes – 2019 / 2020
 - Reverse Charge VAT

Payroll Changes – 2019 / 2020



Opera 3 Payroll & HR



1 in 20 employees in the UK is paid using a Pegasus payroll system

- An overview of the changes for 2019 / 2020

Payroll Changes – 2019 / 2020

- Version numbers
 - Opera 3 & Opera 3 SQL SE – Version 2.60
 - Scheduler – Version 2.20
 - .NET Framework – Version 4.7.2

Payroll Changes – 2019 / 2020

- Income Tax Bandwidths – Rest of the UK

	2018/19	2019/20
Basic Rate – 20%	£0 - £33,500	£0 - £37,500
Higher Rate – 40%	£33,501 - £150,000	£37,501 - £150,000
Additional Rate – 45%	£150,001+	£150,001+

Payroll Changes – 2019 / 2020

- Income Tax Bandwidths – Scotland

	2018/19	2019/20
Starter Rate – 19%	£0 - £2,000	£0 - £2,049
Basic Rate – 20%	£2,001 - £12,150	£2,049 - £12,444
Intermediate – 21%	£12,151 - £31,580	£12,445 - £30,930
Higher Rate – 41%	£31,581 - £150,000	£30,931 - £150,000
Top Rate – 46%	£150,000+	£150,000+

Payroll Changes – 2019 / 2020

- Income Tax Bandwidths – Wales

	2018/19	2019/20
Basic Rate – 20%	£0 - £33,500	£0 - £37,500
Higher Rate – 40%	£33,501 - £150,000	£37,501 - £150,000
Additional Rate – 45%	£150,001+	£150,001+

Payroll Changes – 2019 / 2020

- Income Tax Personal Allowances

2018/19	2019/20
£11,850	£12,500

Payroll Changes – 2019 / 2020

- Change in Tax Codes

	2019/19	2019/20
Uplift “L” Tax Code	1185L	1250L
Emergency Tax Code	1185L	1250L

Payroll Changes – 2019 / 2020

- National Insurance Bandwidths – Weekly

	2018/19	2019/20
Lower Earnings Limit	£116	£118
Secondary Threshold	£162	£166
Primary Threshold	£162	£166
Upper Earnings Limit	£892	£962

Payroll Changes – 2019 / 2020

- National Insurance Bandwidths – Monthly

	2018/19	2019/20
Lower Earnings Limit	£503	£512
Secondary Threshold	£702	£719
Primary Threshold	£702	£719
Upper Earnings Limit	£3,863	£4,167

Payroll Changes – 2019 / 2020

- National Insurance Contributions – Employee (Primary)

Earnings per week	NIC Rate %
Below £118 (LEL)	0
£118 to £166 (PT)	0
£166 to £962 (UEL)	12
Above £962	2

Payroll Changes – 2019 / 2020

- National Insurance Contributions – Employer (Secondary)

Earnings per week	NIC Rate %
Below £166 (ST)	0
Above £166	13.8

Payroll Changes – 2019 / 2020

- Statutory Payment Rates (SSP/SMP/SAP/ShPP/SPP)

	Weekly Rate 2018/19	Weekly Rate 2019/20
Statutory Sick Pay	£92.05	£94.25
Statutory Maternity Pay	£145.18	£148.68
Statutory Adoption Pay	£145.18	£148.68
Shared Parental Pay	£145.18	£148.68
Statutory Paternity Pay	£145.18	£148.68

Payroll Changes – 2019 / 2020

- Student Loans

	2018/19	2019/20	Rate
Plan 1	£18,330	£18,935	9%
Plan 2	£25,000	£25,725	9%

- Postgraduate Loans

	2018/19	2019/20	Rate
Plan 1		£21,000	6%

Payroll Changes – 2019 / 2020

- Pensions Auto Enrolment

	Employer	Employee
1 st October 2012	1%	1%
6 th April 2018	2%	3%
6 th April 2019	3%	5%

Payroll Changes – 2019 / 2020

- Pensions Auto Enrolment

	2018/19	2019/20
Auto Enrolment Threshold	£10,000	£10,000
Qualifying Earnings – Lower Threshold	£6,032	£6,136
Qualifying Earnings – Upper Threshold	£46,350	£50,000

Payroll Changes – 2019 / 2020

- National Minimum Wage

	2018/19	2019/20	Increase
NLW	£7.83	£8.21	4.9%
21–24 Rate	£7.38	£7.70	4.3%
18–20 Rate	£5.90	£6.15	4.2%
16–17 Rate	£4.20	£4.35	3.6%
Apprentice Rate	£3.70	£3.90	5.4%

Payroll Changes – 2019 / 2020

- Scottish Court Orders

Net Earnings (weekly)	Deduction
Not exceeding £122.28	Nil
£122.28 – £442.00	£4.00 or 19% of earnings, whichever is the greater
£442.00 – £664.50	£60.75 plus 23% of earnings above £442.00
Above £664.50	£111.92 plus 50% of earnings above £664.50

Payroll Changes – 2019 / 2020

- Company Car Benefits

2018/19	2019/20
D – Diesel	Either D – All other diesel cars Or F – Diesel cars meeting Euro Standard 6d/RDE2
E – Electric	A – All other cars
H – Hybrid	A – All other cars
A – All other cars	A – All other cars

Payroll Changes – 2019 / 2020

- RTI Changes
 - FPS
 - Year – Uplifted to 2019/20
 - Postgraduate loans
 - Company cars fuel type
 - Welsh tax indicator
 - EPS
 - Year – Uplifted to 2019/20

Agenda

- Opera 3 SQL Server Edition – An Update
- Pegasus Business Cloud
- Pegasus Web Xchange
 - Payroll Self Service / Timesheets
 - Mobile Sales
- Coffee Break
- Legislation
 - Making Tax Digital
 - Payroll Changes – 2019 / 2020
 - Reverse Charge VAT

Reverse Charge VAT



HM Revenue
& Customs

Policy paper

VAT: reverse charge for building and construction services

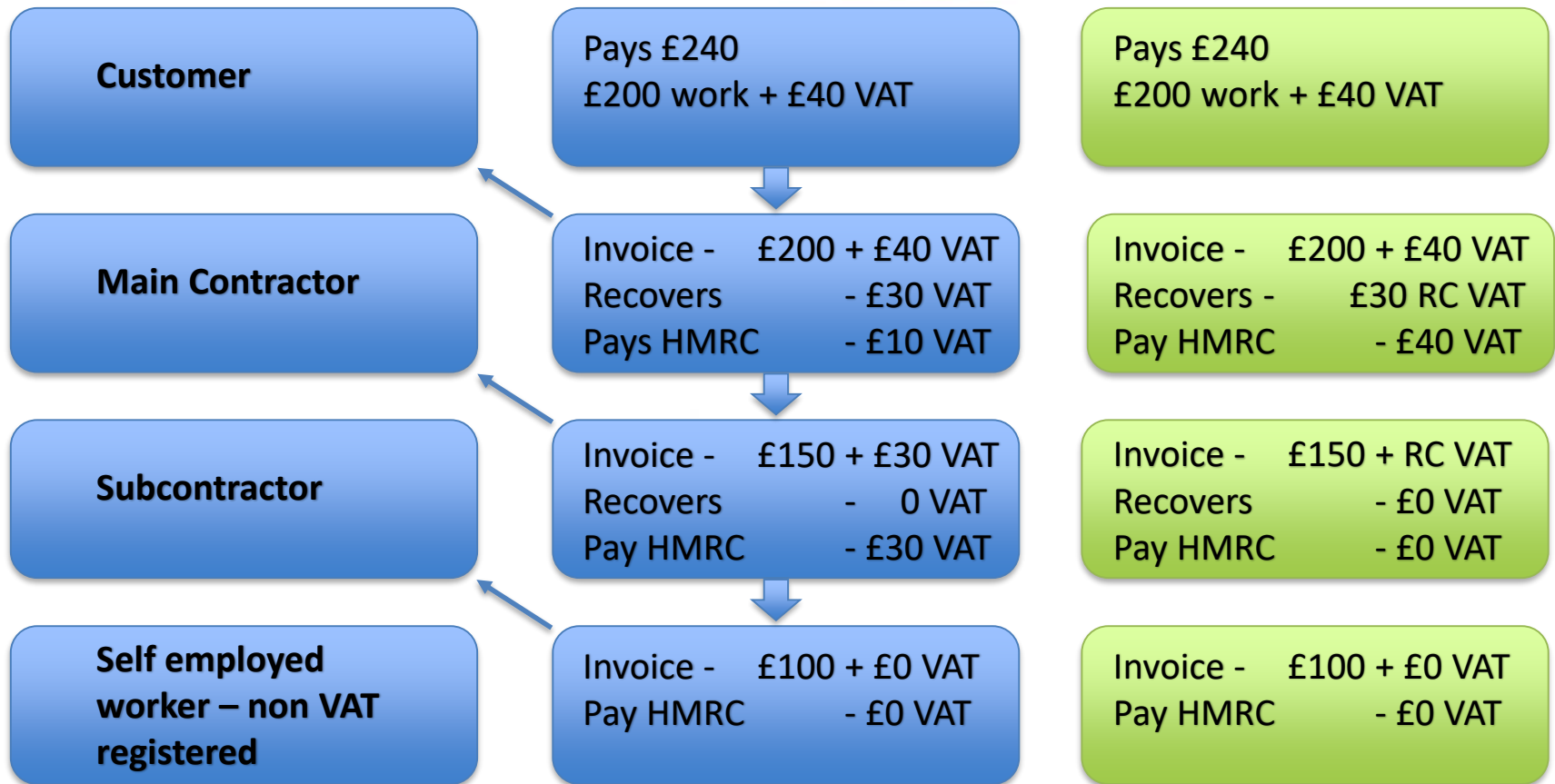
Published 7 November 2018

- An brief outline of Reverse Charge VAT

Reverse Charge VAT

- Why is HMRC introducing Reverse Charge VAT?
 - VAT fraud in the construction industry
 - Costing the exchequer £100m annually
- What is being proposed
 - VAT between a subcontractor & contractor will be treated as a “reverse charge”
 - VAT will not be paid by the contractor to the subcontractor
 - VAT will be charged between the main contractor & the customer

Reverse Charge VAT



Reverse Charge VAT

- Implications
 - Comes into force on the 1st October 2019
 - Is a particular sales invoice subject to Reverse Charge VAT
 - Cashflow
 - Software upgrades
 - New Reverse Charge VAT codes
 - Amended sales invoice layouts
 - Pegasus CIS will be Reverse Charge VAT compliant



Agenda

- Opera 3 SQL Server Edition – An Update
- Pegasus Business Cloud
- Pegasus Web Xchange
 - Payroll Self Service / Timesheets
 - Mobile Sales
- Coffee Break
- Legislation
 - Making Tax Digital
 - Payroll Changes – 2019 / 2020
 - Reverse Charge VAT

Pegasus.co.uk – Media Centre

Special Offers Online Shop NEW Blog Search..

pegasus Software Industries & Markets Partners About Us Media Centre Events Contact Us

Media Centre

- White Papers
- Case Studies
- Resource Centre
- Product Demos
- Awards
- Monthly Newsletter
- Press Release Archive
- Blogs

Contact Us
0800 919 704

Call me Back

Information Request

How to Buy

Product Demos

See Pegasus solutions in action at a time that suits you. Recorded by Pegasus Product Specialists, you'll have a quick overview of the solution and how it will benefit your business.

To learn more about Opera 3

Contact Us
Tel: 0800 919 704
Email: info@pegasus.co.uk

Call me Back
Simply complete a form and let us call you back.

Information Request
Complete an enquiry form for more information.

Pegasus Business Update



Thank you

Steve Power | Solutions Consultant

